

# St. Cloud Math and Science Academy Board of Directors

Charter School #4223

## Proposed and Tentative Board Minutes

1025 18th Street North

St. Cloud, MN 56303

October 27, 2021

4:30 - ~6:00 PM



### 1. Call to Order

Reading and Reflection on the school's Mission Statement: **With kindness and respect as our foundation, our highly skilled educators prepare students to become lifelong learners through the integrated instruction of Science, Technology, Engineering and Math in a safe and caring environment.**

### 2. ROLL CALL PRESENT/ ABSENT: Mohamad Ali –absent, Amy Cross –present, Alex Johnson –present, Michael Mullin- present, Andrew Schultz – Mary White-Levilain

- a. Quorum has been met

Staff and/or Guests present – note for the record and anyone wishing to speak (10.a.1.) Nancy Benson, Milton Hodge, Nick Taintor

### 3. Conflict of Interest Declarations- none

### 4. CONSENT AGENDA:

The consent agenda consists of routine matters that the Board considers without debate. Any Director may remove an item from the consent agenda and add it to the ACTION ITEMS by requesting removal of the item at the time the consent agenda is moved for approval.

- a. Andrew Schultz made a motion to adopt the consent agenda, Mary White- Levilain seconded the motion
- b. All in favor, motion passes
- September 22, 2021 Board Minutes
  - Today's Board Meeting Agenda

### 5. Program Report(s)

- a. Guest teacher and/or staff member: **Milton Hodge - 6th Grade**
- studying ancient history- created abacus with paracord and beads to help with a visual for math
  - Integrating Art with State studies and drawing states
  - Journal writing everyday

- b. **Novation Education Opportunities report/comments – Wendy Swanson-Choi- none**

### 6. Executive Director/ Principal Report – Tammy Bengtson

- a. Enrollment Report- currently at 231
  - b. Meet with Nick in November to discuss budget
  - c. Sixth grade has combine and Ashley Bernath was moving to Special Education due to termination of a Special Education Teacher, Ashley is now moving to Fifth grade
    - Brenna Olson has resigned and will be replaced by Ashley Bernath
    - Tashia Clark has resigned and will not be replaced
    - Farah Aden has resigned to focus on school to become a truck driver- we are working on replacing him
    - Robert Hage has resigned- we are replacing him with Jenny Washenbecker our building substitute
  - d. Our school was represented by 2 teachers at the Kids and Parent Expo last weekend, made spooky slime, handed out candy, answered questions and got our name out there
  - e. 2 classrooms have had COVID exposure so far this year
    - i. Parents are called and informed, they are given the choice to quarantine and distance learn with the teacher or stay at school
  - f. Nasal Covid testing has started for Staff
    - i. Unvaccinated staff will be tested weekly
    - ii. Vaccinated will be tested monthly
  - g. NEO meeting January 12th
  - h. NEO Learning Walk February 16th
  - i. Parent Engagement - Virtual STEM
7. Assistant Principal/ Student Progress Report – Nancy Benson (See also 8.b.)
- a. Completed FAST Bridge testing and have posted our top 3 students in every classroom
  - b. Found additional tests and resources on FAST Bridge to help our students grow
  - c. November 5th professional development will provide staff with training on the new tests and resources
  - d. added a MN Reading Corps tutor - Tina Moore
  - e. Reading Interventionist working with students K-6th
  - f. Math interventionist working with students 3rd- 6th, will be starting to progress monitor those students
  - g. Looking to hire an individual dedicated to progress monitoring with a grant
  - h. After school program has started 3 days a week, 66 students are enrolled, 4 teacher and 4 paras
  - i. Behavior Data - Leaders In Training (LIT)program has started
    - i. 8 students that have 4-7 office referrals
    - ii. checking in and out with Janette Yiran each day
    - iii. Working towards graduating to School Leaders
8. Standing Committee Reports (Please provide relevant documents prior to the meeting)
- A. Finance Committee Report – Amy Cross/ Mary White-Levilain/ Bridget (Nick Taintor)
- a. September 2021 Financial Statements and Management Reports
    - i. Average Daily Membership (ADM)
      - 1. Original Budget: 250 ADM, Revised Budget: TBD, Actual: 232.56 ADM
  - b. The School's budgeted surplus for the year is \$38,373. A projected cumulative fund balance of
  - c. \$1,605,920 or 42% of expenditures at fiscal year-end.
  - d. Projected Days Cash on Hand for the projected fiscal year-end is 129 days. Above 30 days meets best practices.

- e. Recommends investing in a Trust, suggested MN School District Liquid Asset Fund (MNDLAF) or Schwab Investments
- B. Educational Programs and Accountability Report – Andrew Schultz
  - a. Leadership Team met and put together a professional development opportunity for Teachers and Paraprofessionals
    - i. Book Club
    - ii. meet 3 times a year
    - iii. 3 book choices
  - b. Andrew Schultz went to Glencoe- Silver Lake schools on October 26th to learn more about Project Lead the Way - Robotics
  - c. Professional Development November 5th
    - i. FAST training
    - ii. Ron Clark video
- C. Facilities Committee Report – Michael Mullin- none
- D. Executive Committee Report – Michael Mullin- none

9. Action Items:

- a. Consideration of September 2021 Financial Statements
  - i. Amy Cross made a motion to accept the September 2021 financial statements, Alex Johnson seconded the motion
  - ii. Roll Call - Amy Cross - aye, Alex Johnson- aye, Michael Mullin- aye, Andrew Schultz- aye, Mary White- Levilain- aye
  - iii. All in Favor - motion carries
- b. Consideration of Amendment of Policy #29; *Student Transportation*
  - i. Alex Johnson made a motion to approve policy #29, seconded by Amy Cross
  - ii. All in favor, motion carries

10. Any further business

- a. Public Comment, if any (Please register in advance of the meeting)
  - i. List guests who wish to speak/ did speak: none

11. Announce date/ time of next meeting: November 17, 2021 at 4:30 PM

12. Adjourn at 5:50pm


2021-2022 St. Cloud Math and Science Academy Charter School #4223  
Tentative Board Meeting Calendar -- Tentative/ Policy Review Schedule – Subject to change

| Board Meeting Date            | Policy to Review                                |
|-------------------------------|---|
| August 11, 2021 4:30 PM       | Annual Organizational Meeting/ Officers Elected |
| *September 22, 2021 4:30 PM * | Staff Notification Violent Behaviour            |
| October 27, 2021 4:30 PM      | Student Transportation                          |
| November 17, 2021 4:30 PM     | Auditor's Report/ Tobacco Free Environment      |
| January 19, 2022 4:30 PM      | Student Disability Non-Discrimination           |
| February 16, 2022 4:30 PM     | Parent/ Guardian Involvement                    |

|                                      |                                  |
|--------------------------------------|----------------------------------|
| March 23, 2022 4:30 PM               | Health Care/ Student Medications |
| April 20, 2022 4:30 PM               | Fund Balance/ Fiscal Management  |
| May 18, 2022 4:30 PM                 | Hazing/ Bullying                 |
| <b>May 18, 2022 = Annual Meeting</b> | Election of Directors            |

DRAFT Minutes Respectfully Submitted by Recording Secretary/ Clerk, Kim Hess

Certified/ Approved: Mary White-Levilain, Board Secretary



**ST. CLOUD**  
**MATH AND SCIENCE**  
**ACADEMY**  
ISD 4223

---

**St. Cloud Math & Science Academy**  
**St. Cloud, MN**  
**District 4223**

**Financial Statements**

**September 30, 2021**

**St. Cloud Math & Science Academy**  
**St. Cloud, MN**  
**September 30, 2021**  
**Table of Contents**

---

|  |    |
|--|----|
| Executive Summary                      | 3  |
| Dashboard                              | 4  |
| Balance Sheet                          | 6  |
| Statement of Revenues and Expenditures | 7  |
| Cash Flow Projection                   | 11 |
| Enrollment Report                      | 12 |

*These financial statements are prepared in a modified format in that they exclude footnotes and required supplementary information in order to be considered a full set of financial statements. The excluded portions will be included in the fiscal year end audited financial statements. The accompanying financial statements of the School were not subjected to an audit, review, or compilation engagement by BerganKDV and, accordingly, we do not express an opinion, a conclusion, nor provide any assurance on them.*

**St. Cloud Math & Science Academy**  
**St. Cloud, Minnesota**  
**September 30, 2021**  
**Executive Summary**

**Summary of Key Financial Indicators**

- \* Average Daily Membership (ADM) Overview –
  - Original Budget: 250 ADM
  - Revised Budget: TBD
  - Actual: 232.56 ADM
- \* The School's budgeted surplus for the year is \$38,373. A projected cumulative fund balance of \$1,605,920 or 42% of expenditures at fiscal year-end.
- \* Projected Days Cash on Hand for the projected fiscal year-end is 129 days. Above 30 days meets best practices.

**Financial Statement Key Points**

- \* As of month-end, 25% of the year was complete.
- \* Cash Balance as of the reporting period is \$1,397,838. The cash balance has increased significantly this past month. Mainly due to the state aid holdback payments from the previous year.
- \* Current year holdback estimated balance is \$76,733 as of the reporting period. The holdback amount is approximately 10% of total state aids. The remaining holdback amount will be paid back to the school in fiscal year 2023.
- \* Revenues received at end of the reporting period – 22.1%
- \* Expenditures disbursed at end of the reporting period – 19.9%
- \* Nothing significant to mention on the Revenues and Expenditures this month, all is on track currently when comparing budget to actual.

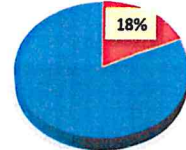
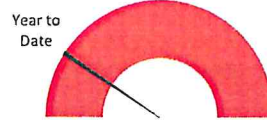
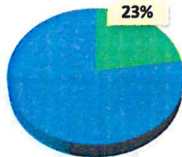
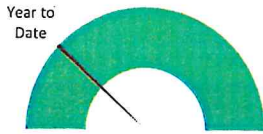
**Other Items**

- \* The School's budget will be looked at in more detail in the coming months, and an update will be forthcoming as enrollment and spending gets more consistent.
- \* The FY21 annual audit is in process and field work is scheduled for October 19-21. Drafts should be available in early November for review.
- \* The budget projects Federal aid revenues of \$310,453. These are reimbursement-based grants, so funds will need to be expended before we can claim the revenues. We will continue to update the working budget to reflect these funding sources and corresponding expenses.

**St. Cloud Math and Science Academy**  
**St. Cloud, MN**  
**Financial Statements Dashboard**  
**September 30, 2021**

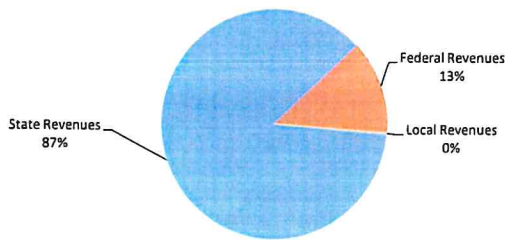
**Financial Summary - Budgeted Amounts and Year to Date Activity**

| Resources to Operate Programs (Revenues): |             | Funds Used to Provide Programs and Services (Expenses): |             | Excess / Deficit |
|---|-------------|---|-------------|------------------|
| <b>Approved Budget</b>                    | \$3,905,251 | <b>Approved Budget</b>                                  | \$3,866,878 | \$38,373         |
| <b>Year to Date</b>                       | \$883,806   | <b>Year to Date</b>                                     | \$704,484   | \$179,322        |
|   |             | 22.63%  | 18.22%      |                  |

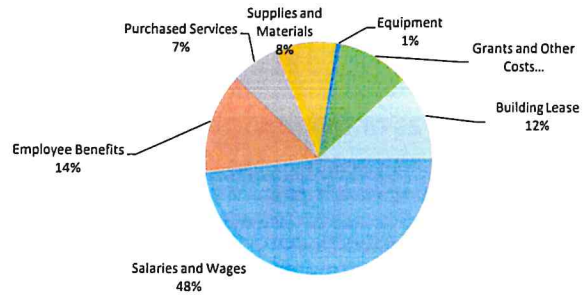


**Budgets for the Year**

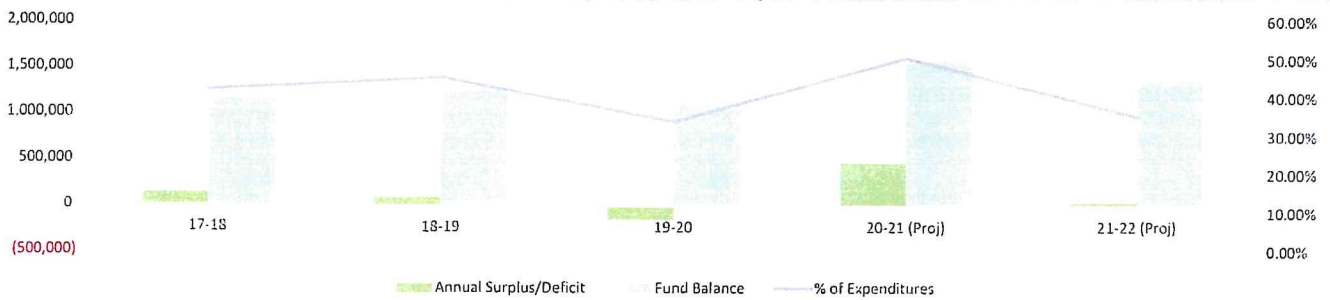
*Where funds will come from to operate the school:*



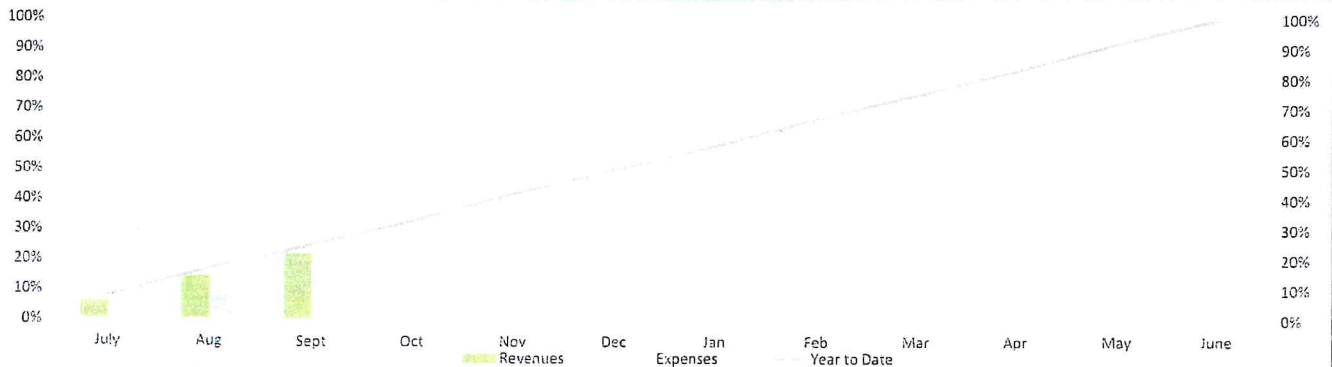
*How the money is budgeted to be spent:*



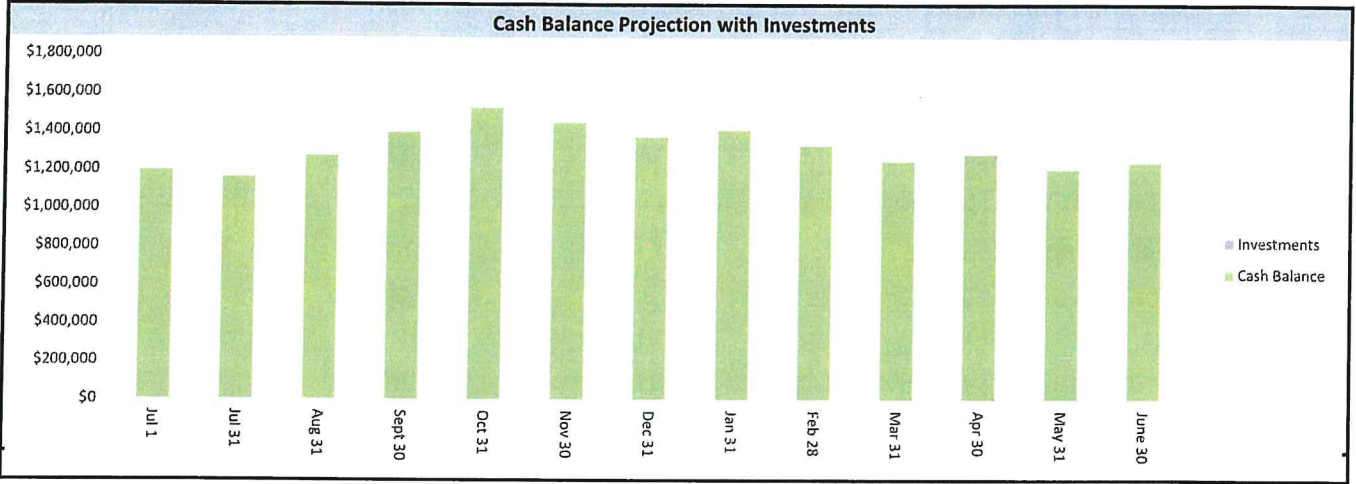
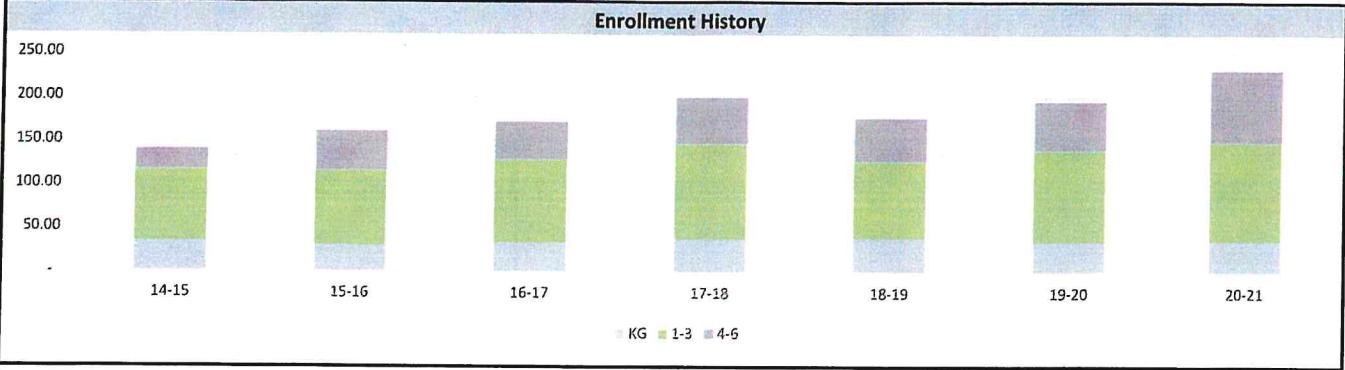
**Fund Balance History**



**Current Year Financial Trend**







**St. Cloud Math and Science Academy**  
**St. Cloud, MN**  
**Balance Sheet**  
**September 30, 2021**

|   | <b>Unaudited<br/>Balance<br/>June 30, 2021</b> | <b>Ending<br/>Balance</b> |
|---|--|---------------------------|
| <b>Assets</b>                               |  |                           |
| Cash and Investments                        | \$ 1,199,244                                   | \$ 1,397,838              |
| Accounts Receivable                         | 5,477  | -                         |
| Due from Other Funds                        | -  | -                         |
| State Aids Receivable                       | 307,225  | 89,332                    |
| Current Year State Holdback Receivable      |  | 76,733                    |
| Federal Aids Receivable                     | 176,307  | (70,599)                  |
| Prepaid Expenses and Deposits               | 49,804   | 30,000                    |
| <b>Total All Assets</b>                     | <b>\$ 1,738,057</b>                            | <b>\$ 1,523,303</b>       |
| <b>Liabilities and Fund Balance</b>         |  |                           |
| Current liabilities                         |  |                           |
| Salaries and Wages Payable                  | \$ 91,356                                      | \$ 15,643                 |
| Accounts Payable                            | 22,132   | -                         |
| Payroll Deductions and Contributions (Owed) | 46,222   | 1,966                     |
| Deferred Revenue                            | 10,800   |                           |
| <b>Total current liabilities</b>            | <b>170,510</b>                                 | <b>17,609</b>             |
| Fund balance                                |  |                           |
| Fund balance 07-01-2021                     | \$ 1,567,547                                   | \$ 1,326,373              |
| Net income to date                          | -  | 179,322                   |
| <b>Total fund balance</b>                   | <b>1,567,547</b>                               | <b>1,505,695</b>          |
| <b>Total liabilities and fund balance</b>   | <b>\$ 1,738,057</b>                            | <b>\$ 1,523,303</b>       |

**St. Cloud Math and Science Academy**  
**St. Cloud, MN**  
**Statement of Revenues and Expenditures**  
**September 30, 2021**

|                                       | FY 2022<br>Original<br>Budget<br>250 ADM | Months: 3<br>Year to Date<br>Activity | 25.00%<br>Percent<br>of<br>Revised<br>Budget |
|---------------------------------------|--|---------------------------------------|--|
| <b>General Fund - 01</b>              |  |                                       |  |
| Revenues                              |  |                                       |  |
| State Revenues                        |  |                                       |  |
| General Education Aid                 | \$ 2,603,459                             | \$ 666,745                            | 28.9%  |
| Charter School Lease Aid              | 328,500                                  | -                                     | 0.0%   |
| Long Term Facilities Maintenance Aid  | 33,000                                   | -                                     | 0.0%   |
| Literacy Incentive Aid                | 11,117                                   | -                                     | 0.0%   |
| Safe School Supplemental Aid          | -  | -                                     | n/a  |
| School Land Trust Endowment Aid       | 8,255                                    | 4,840                                 | 58.6%  |
| Special Education Aid                 | 392,367                                  | 98,632                                | 28.0%  |
| Prior Year Adjustments                | -  | (0)                                   | n/a  |
| Estimated State Holdback Amount       | -  | 76,733                                | n/a  |
| Total State Revenues                  | 3,376,698                                | 846,951                               | 28.1%  |
| Federal Revenues                      |  |                                       |  |
| Federal Title I                       | 80,218                                   | 4,624                                 | 5.8%   |
| Federal Title II                      | 13,142                                   | -                                     | 0.0%   |
| Federal Title III                     | 19,993                                   | 1,747                                 | 8.7%   |
| Federal Title IV                      | -  | -                                     | 0.0%   |
| Federal Special Education             | 31,500                                   | 5,278                                 | 18.3%  |
| Federal CEIS                          | 5,600                                    | -                                     | 0.0%   |
| Federal GEER/ESSER                    | 160,000                                  | 19,860                                | 19.5%  |
| Federal CRF                           | -  | -                                     | 0.0%   |
| Federal ARP Summer Enrichment Program | -  | 4,912                                 | 0.0%   |
| Federal Other                         | -  | 0                                     | 0.0%   |
| Total Federal Revenues                | 310,453                                  | 36,420                                | 4.7%   |
| Local Revenues                        |  |                                       |  |
| Fees from Students                    | 2,700                                    | -                                     | 0.0%   |
| Medical Assistance                    | 2,500                                    | -                                     | 0.0%   |
| Contributions and Gifts, Grants       | 1,000                                    | -                                     | 0.0%   |
| E-Rate Revenues                       | 2,100                                    | -                                     | 0.0%   |
| Sale of Equipment                     | -  | 111                                   | 0.0%   |
| Miscellaneous Revenues                | 700                                      | -                                     | 0.0%   |
| Total local revenues                  | 9,000                                    | 111                                   | 1.2%   |
| Total Revenues                        | \$ 3,696,151                             | \$ 883,481                            | 23.3%  |

**St. Cloud Math and Science Academy**  
**St. Cloud, MN**  
**Statement of Revenues and Expenditures**  
**September 30, 2021**

|                                    | FY 2022<br>Original<br>Budget<br>250 ADM | Months: 3<br>Year to Date<br>Activity | 25.00%<br>Percent<br>of<br>Revised<br>Budget |
|------------------------------------|--|---------------------------------------|--|
| <b>Expenditures</b>                |  |                                       |  |
| Salaries and Wages                 | \$ 1,524,247                             | \$ 263,566                            | 18.1%  |
| Employee Benefits                  | 442,032                                  | 70,135                                | 18.0%  |
| Contracted Services                | 149,100                                  | 23,277                                | 15.9%  |
| Repairs and Technology Maintenance | 3,000                                    | 3,521                                 | 121.4%                                       |
| Communication Services             | 6,600                                    | 3,488                                 | 53.7%  |
| Postage                            | 1,300                                    | 47                                    | 3.6%   |
| Utilities                          | 41,600                                   | 5,239                                 | 12.8%  |
| Property and Casualty Insurance    | 17,500                                   | 3,796                                 | 22.1%  |
| Repairs and Maintenance            | 4,300                                    | 21,595                                | 514.2%                                       |
| Field Trip Transportation          | 3,600                                    | -                                     | 0.0%   |
| Travel and Conferences             | 4,300                                    | 4,143                                 | 98.6%  |
| Field Trip Admissions              | 3,504                                    | -                                     | 0.0%   |
| Building Lease                     | 455,652                                  | 113,913                               | 26.4%  |
| Other Rentals and Leases           | 10,400                                   | 1,302                                 | 12.8%  |
| Office Supplies/General Supplies   | 26,900                                   | 6,659                                 | 25.2%  |
| Maintenance Supplies               | 30,498                                   | 2,304                                 | 15.5%  |
| Non-Instructional Software         | 15,100                                   | 14,389                                | 97.2%  |
| Instructional Software             | 13,100                                   | 26,112                                | 204.0%                                       |
| Instructional Supplies             | 23,400                                   | 11,266                                | 49.2%  |
| Noninstructional Technology        | 700                                      | 466                                   | 66.6%  |
| Instructional Technology           | 24,235                                   | 1,472                                 | 39.1%  |
| Textbooks and Workbooks            | 22,829                                   | -                                     | 0.0%   |
| Media/Library Resources            | 1,200                                    | 193                                   | 16.0%  |
| Food                               | 3,200                                    | 1,564                                 | 50.4%  |
| Summer School                      |  | 42                                    | 0.0%   |
| Furniture and Other Equipment      | 19,700                                   | 10,870                                | 56.3%  |
| Principal on Capital Leases        | -  | 146                                   | 0.0%   |
| Dues and Memberships               | 23,600                                   | 21,300                                | 92.0%  |
| Budget Contingency                 | 50,000                                   | -                                     | 0.0%   |
| Third Party Expenditures           | 3,500                                    | 876                                   | 25.0%  |
| <b>State Special Education</b>     |  |                                       |  |
| Salaries                           | 310,862                                  | 34,116                                | 11.3%  |
| Benefits                           | 90,150                                   | 6,157                                 | 10.9%  |
| Other                              | 16,400                                   | 1,325                                 | 8.5%   |

**St. Cloud Math and Science Academy**  
**St. Cloud, MN**  
**Statement of Revenues and Expenditures**  
**September 30, 2021**

|   | FY 2022<br>Original<br>Budget<br>250 ADM | Months: 3<br>Year to Date<br>Activity | 25.00%<br>Percent<br>of<br>Revised<br>Budget |
|---|--|---------------------------------------|--|
| <b>Federal Programs</b>                     |  |                                       |  |
| Federal Title I                             | 85,034                                   | 4,624                                 | 5.8%   |
| Federal Title II                            | 13,142                                   | -                                     | 0.0%   |
| Federal Title III                           | 19,993                                   | 1,747                                 | 8.7%   |
| Federal Title IV                            | -  | -                                     | 0.0%   |
| Federal Special Education                   | 31,500                                   | 5,278                                 | 18.3%  |
| Federal CEIS                                | 5,600                                    | -                                     | 0.0%   |
| Federal GEER/ESSER                          | 160,000                                  | 19,860                                | 38.3%  |
| ARP Summer Academic Enrichment              | -  | 4,912                                 | 0.0%   |
| Transfer to food service fund               | -  | -                                     | 0.0%   |
| <b>Total expenditures</b>                   | <b>\$ 3,657,778</b>                      | <b>\$ 689,697</b>                     | <b>20.7%</b>                                 |
| <b>General fund net income</b>              | <b>\$ 38,373</b>                         | <b>\$ 193,784</b>                     |  |
| <b>Food Services Fund - 02</b>              |  |                                       |  |
| <b>Revenues</b>                             |  |                                       |  |
| State Revenues                              | \$ 3,100                                 | \$ -                                  | 0.0%   |
| Federal Revenues                            | 206,000                                  | 325                                   | 0.2%   |
| Transfer from General Fund                  | -  | -                                     | 0.0%   |
| <b>Total revenues</b>                       | <b>\$ 209,100</b>                        | <b>\$ 325</b>                         | <b>0.2%</b>                                  |
| <b>Expenditures</b>                         |  |                                       |  |
| Salaries and Wages                          | \$ 25,900                                | \$ 2,825                              | 10.9%  |
| Employee Benefits                           | 5,700                                    | 787                                   | 13.8%  |
| Purchased Services                          | 100                                      | -                                     | 0.0%   |
| Supplies and Materials (Inc. Food and Milk) | 170,700                                  | 11,175                                | 7.0%   |
| Equipment                                   | 6,600                                    | -                                     | 0.0%   |
| Dues and Memberships                        | 100                                      | -                                     | 0.0%   |
| <b>Total Expenditures</b>                   | <b>\$ 209,100</b>                        | <b>\$ 14,787</b>                      | <b>7.4%</b>                                  |
| <b>Food Services Fund Net Income</b>        | <b>\$ -</b>                              | <b>\$ (14,462)</b>                    |  |

**St. Cloud Math and Science Academy**  
**St. Cloud, MN**  
**Statement of Revenues and Expenditures**  
**September 30, 2021**

|   | FY 2022<br>Original<br>Budget<br>250 ADM | Months: 3<br>Year to Date<br>Activity | 25.00%<br>Percent<br>of<br>Revised<br>Budget |
|---|--|---------------------------------------|--|
| <b>Total All Funds</b>                                  |  |                                       |  |
| Revenues  |  |                                       |  |
| State Revenues  | \$ 3,379,798                             | \$ 846,951                            | 28.1%  |
| Federal Revenues  | 516,453                                  | 36,745                                | 3.8%   |
| Local Revenues  | 9,000                                    | 111                                   | 1.2%   |
| <b>Total Revenues</b>                                   | <b>\$ 3,905,251</b>                      | <b>\$ 883,806</b>                     | <b>22.1%</b>                                 |
| Expenditures  |  |                                       |  |
| Salaries and Wages                                      | \$ 1,861,009                             | \$ 300,507                            | 16.9%  |
| Employee Benefits                                       | 537,882                                  | 77,079                                | 17.1%  |
| Purchased Services                                      | 717,356                                  | 181,646                               | 26.5%  |
| Supplies and Materials                                  | 331,862                                  | 75,599                                | 28.2%  |
| Equipment   | 26,300                                   | 11,016                                | 42.7%  |
| Grants and Other Costs                                  | 392,469                                  | 58,637                                | 18.3%  |
| <b>Total Expenditures</b>                               | <b>\$ 3,866,878</b>                      | <b>\$ 704,484</b>                     | <b>19.9%</b>                                 |
| <b>Total Revenues All Funds</b>                         | <b>\$ 3,905,251</b>                      | <b>\$ 883,806</b>                     | <b>22.1%</b>                                 |
| <b>Total Expenditures All Funds</b>                     | <b>\$ 3,866,878</b>                      | <b>\$ 704,484</b>                     | <b>19.9%</b>                                 |
| <b>Net Income - All Funds</b>                           | <b>\$ 38,373</b>                         | <b>\$ 179,322</b>                     |  |
| <b>Beginning Fund Balance, All Funds, July 1, 2021</b>  | <b>\$ 1,326,373</b>                      | <b>\$ 1,326,373</b>                   |  |
| <b>Projected Fund Balance, All Funds, June 30, 2022</b> | <b>\$ 1,364,746</b>                      | <b>\$ 1,505,695</b>                   |  |
| <b>Projected Fund Balance Percentage</b>                | <b>35%</b>                               |                                       |  |

**St. Cloud Math and Science Academy  
Cash Flow Projection Summary  
2021-2022 School Year**

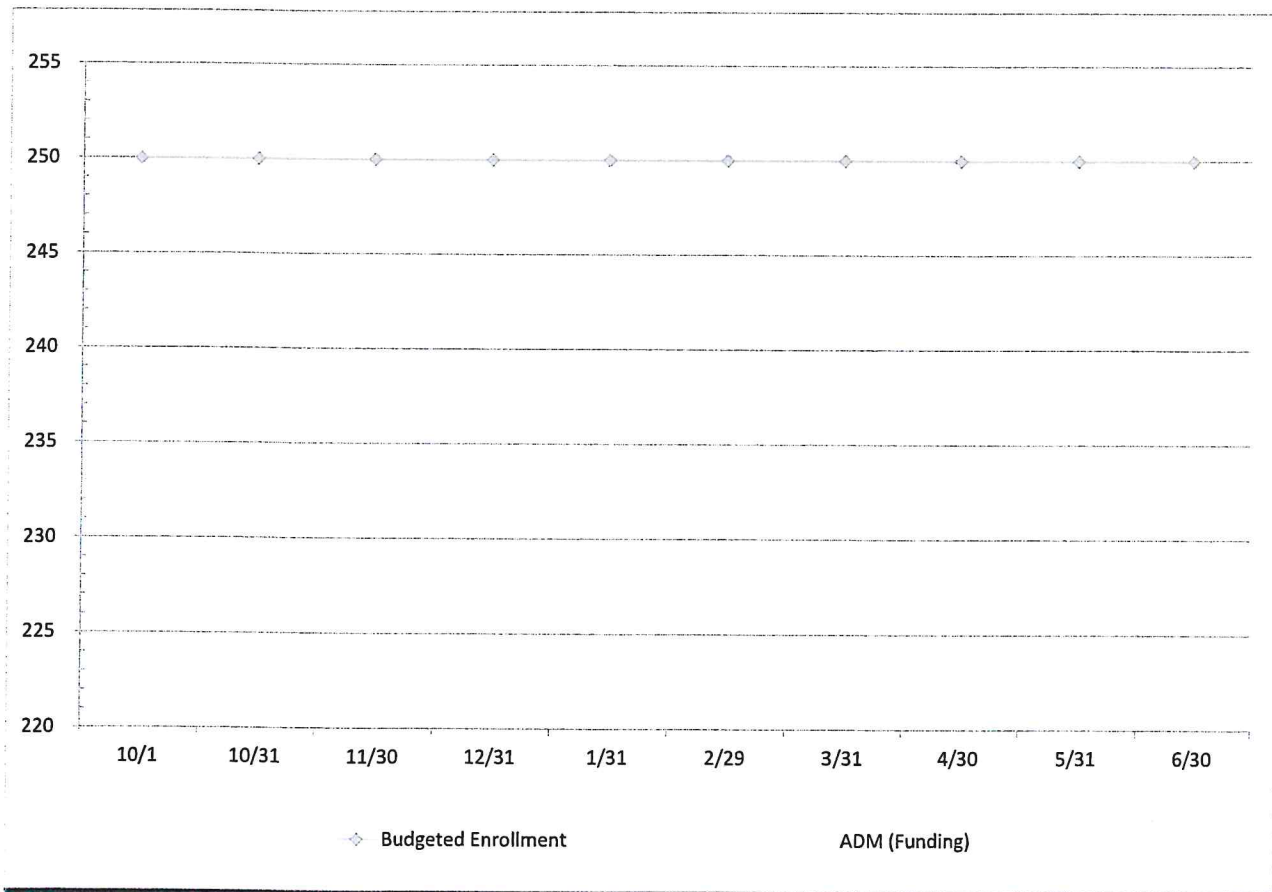
| Period Ending | Cash Inflows (Revenues) |                      |                | Total Receipts | Cash Outflows (Expenditures)                              |  |                | Cash Balance |
|---------------|-------------------------|----------------------|----------------|----------------|---|--|----------------|--------------|
|               | State Aid Payments      | Federal Aid Payments | Other Receipts |                | Salaries (Cash flow budgeted at Gross but updated at Net) | Other Expenses Actual Includes Benefits (Tax Payments, PERA, TRA) and AP | Total Expenses |              |
| Jul 31        | 228,115                 | -                    | 26,367         | 254,482        | 146,770   | 141,969  | 288,739        | \$ 1,199,244 |
| Aug 31        | 228,406                 | -                    | 934            | 426,921        | 135,927   | 178,444  | 314,371        | 1,164,987    |
| Sept 30       | 313,696                 | 11,428               | 103            | 446,806        | 165,549   | 160,957  | 326,505        | 1,277,537    |
| Oct 31        | 211,237                 | 116,202              | 900            | 425,046        | 148,442   | 148,442  | 296,885        | 1,397,838    |
| Nov 30        | 211,237                 | -                    | 900            | 221,808        | 148,442   | 148,442  | 296,885        | 1,525,999    |
| Dec 31        | 211,237                 | -                    | 900            | 221,808        | 148,442   | 148,442  | 296,885        | 1,450,922    |
| Jan 31        | 211,237                 | 116,202              | 900            | 333,175        | 148,442   | 148,442  | 296,885        | 1,375,845    |
| Feb 28        | 211,237                 | -                    | 900            | 216,973        | 148,442   | 148,442  | 296,885        | 1,412,135    |
| Mar 31        | 211,237                 | -                    | 900            | 216,973        | 148,442   | 148,442  | 296,885        | 1,332,223    |
| Apr 30        | 211,237                 | 116,202              | 900            | 333,175        | 148,442   | 148,442  | 296,885        | 1,252,311    |
| May 31        | 211,237                 | -                    | 900            | 216,973        | 148,442   | 148,442  | 296,885        | 1,288,601    |
| June 30       | 211,237                 | 116,202              | 900            | 333,175        | 148,442   | 148,442  | 296,885        | 1,208,689    |
| Projected     | 2,534,849               | 464,808              | 9,000          | 483,532        | 1,781,308   | 1,751,317  | 3,532,625      | 68,952       |
| Totals        | 2,671,354               | 476,236              | 35,504         | 3,647,312      | 1,784,227   | 1,817,351  | 3,601,577      | 1,244,979    |

Assumptions: 10% State Aid Holdback

This cash flow projection is to be used only to show that if we follow our working budget for the year that we will not encounter cash flow issues and that we will be able to maintain normal operations. It is not meant to be used to accurately predict what expenditures will be incurred in the short-term. Due to the manner in which MDE regulates the funding, abrupt changes may occur in the amounts of the payments. However, the total amount of the state aids should be reasonable given a stable budget.

**St. Cloud Math and Science Academy**  
**St. Cloud, MN**  
**Attendance / Enrollment Report**  
**2021-2022 School Year**

| Membership (Enrollment) |     |      |       |       |       |      |      |      |      |      |                   |
|-------------------------|-----|------|-------|-------|-------|------|------|------|------|------|-------------------|
| Grade                   | 9/8 | 10/1 | 10/31 | 11/30 | 12/31 | 1/31 | 2/29 | 3/30 | 4/30 | 5/31 | End of Year MARSS |
| KG                      | 32  | 36   | 35    | 37    | 36    | 37   | 36   | 39   |      |      | 36.71             |
| 1                       | 32  | 33   | 34    | 34    | 34    | 34   | 34   | 35   |      |      | 34.17             |
| 2                       | 38  | 39   | 39    | 39    | 39    | 38   | 37   | 38   |      |      | 38.21             |
| 3                       | 37  | 39   | 41    | 41    | 41    | 40   | 41   | 41   |      |      | 40.14             |
| 4                       | 32  | 32   | 31    | 32    | 32    | 32   | 32   | 33   |      |      | 31.67             |
| 5                       | 33  | 33   | 33    | 33    | 34    | 34   | 34   | 35   |      |      | 33.81             |
| 6                       | 19  | 18   | 17    | 17    | 16    | 17   | 16   | 16   |      |      | 16.35             |
|                         | 223 | 230  | 230   | 233   | 232   | 232  | 230  | 237  | -    | -    | 231.06            |







**ST. CLOUD**  
**MATH AND SCIENCE**  
**ACADEMY**  
**ISD 4223**

**St. Cloud Math & Science Academy**  
**St. Cloud, MN**  
**District 4223**

**Management Reports**

**September 30, 2021**

Reviewed by:  
Nick Taintor, CPA

| CHECK<br>DATE | CHECK<br>NUMBER | CHECK<br>VENDOR                | INVOICE<br>DESCRIPTION                      | AMOUNT   | ACCOUNT<br>NUMBER        |
|---------------|-----------------|--------------------------------|---|----------|--------------------------|
| 09/15/2021    | 1552            | Saldana, Angeolic              | Payroll check 9/15                          | 116.76   | 01 L 201 00              |
|               |                 |                                | Totals for 1552                             | 116.76   |                          |
| 09/15/2021    | 1554            | Waschenbecker, Jennifer        | Payroll check 9/15                          | 1,262.55 | 01 L 201 00              |
|               |                 |                                | Totals for 1554                             | 1,262.55 |                          |
| 09/15/2021    | 1555            | White, Kimberlee               | Payroll check 9/15                          | 132.58   | 01 L 201 00              |
|               |                 |                                | Totals for 1555                             | 132.58   |                          |
| 09/15/2021    | 1556            | Soumah, Lindsay                | Payroll check 9/15                          | 123.62   | 01 L 201 00              |
|               |                 |                                | Totals for 1556                             | 123.62   |                          |
| 09/15/2021    | 1557            | Enow, Luul                     | Payroll check 9/15                          | 123.62   | 01 L 201 00              |
|               |                 |                                | Totals for 1557                             | 123.62   |                          |
| 09/15/2021    | 1558            | Byker, MaryTerese              | Payroll check 9/15                          | 124.34   | 01 L 201 00              |
|               |                 |                                | Totals for 1558                             | 124.34   |                          |
| 09/30/2021    | 1559            | Wallin, Lisa                   | Payroll check 9/30                          | 123.03   | 01 L 201 00              |
|               |                 |                                | Totals for 1559                             | 123.03   |                          |
| 09/07/2021    | 2237            | BCA                            | Background Checks                           | 60.00    | 01 E 005 105 000 000 305 |
|               |                 |                                | Totals for 2237                             | 60.00    |                          |
| 09/08/2021    | 44294           | ESI Billing Trust              | Payroll accrual 8/31                        | 500.00   | 01 L 215 11              |
|               |                 |                                | Totals for 44294                            | 500.00   |                          |
| 09/15/2021    | 99991272        | FaceTime Business Resources    | Flyers                                      | 200.00   | 01 E 005 107 000 000 401 |
|               |                 |                                | Totals for 99991272                         | 200.00   |                          |
| 09/15/2021    | 99991273        | Millaway, Douglas              | Mental Health Consultant:<br>June 2021      | 650.00   | 01 E 010 420 000 740 394 |
|               |                 |                                | Totals for 99991273                         | 650.00   |                          |
| 09/15/2021    | 202100168       | ESI Billing Trust              | Payroll accrual 9/15 (paid<br>via Bill.com) | 500.00   | 01 L 215 11              |
|               |                 |                                | Totals for 202100168                        | 500.00   |                          |
| 09/15/2021    | 202100169       | Horace Mann Life Insurance Co  | Payroll accrual 9/15                        | 565.00   | 01 L 215 11              |
|               |                 |                                | Totals for 202100169                        | 565.00   |                          |
| 09/15/2021    | 202100170       | Public Employees Retirement As | Payroll accrual 9/15                        | 1,645.57 | 01 L 215 07              |
|               |                 |                                | Totals for 202100170                        | 1,645.57 |                          |
| 09/15/2021    | 202100171       | Teachers Retirement Assoc      | Payroll accrual 9/15                        | 9,172.42 | 01 L 215 06              |
|               |                 |                                | Totals for 202100171                        | 9,172.42 |                          |
| 09/15/2021    | 202100172       | Access Corp                    | Shredding Service                           | 36.50    | 01 E 005 110 000 000 305 |
|               |                 |                                | Totals for 202100172                        | 36.50    |                          |
| 09/15/2021    | 202100173       | Arrow Ace Hardware             | Facility Supplies                           | 9.99     | 01 E 005 810 000 000 401 |
|               |                 |                                | Totals for 202100173                        | 9.99     |                          |
| 09/15/2021    | 202100174       | Arrow Ace Hardware             | Facility Supplies                           | 3.59     | 01 E 005 810 000 000 401 |
|               |                 |                                | Totals for 202100174                        | 3.59     |                          |

| CHECK      |           |                                | INVOICE  |          | ACCOUNT                  |  |
|------------|-----------|--------------------------------|--|----------|--------------------------|--|
| DATE       | NUMBER    | VENDOR                         | DESCRIPTION  | AMOUNT   | NUMBER                   |  |
| 09/15/2021 | 202100175 | Arrow Ace Hardware             | Facility Supplies  | 5.29     | 01 E 005 810 000 000 401 |  |
|            |           |                                | Totals for 202100175   | 5.29     |                          |  |
| 09/15/2021 | 202100176 | Arrow Ace Hardware             | Facility Supplies  | 9.58     | 01 E 005 810 000 000 401 |  |
|            |           |                                | Totals for 202100176   | 9.58     |                          |  |
| 09/15/2021 | 202100177 | cmERDC                         | Copier Count   | 135.25   | 01 E 005 605 000 000 315 |  |
|            |           |                                | Totals for 202100177   | 135.25   |                          |  |
| 09/15/2021 | 202100178 | General Rental of St. Cloud    | Floor cleaner rental (2 days)  | 281.28   | 01 E 005 810 000 000 335 |  |
|            |           |                                | Totals for 202100178   | 281.28   |                          |  |
| 09/15/2021 | 202100179 | Generation Genius Inc          | School Plan Subscription<br>(Science & Math)                         | 1,295.00 | 01 E 010 203 000 000 406 |  |
|            |           |                                | Totals for 202100179   | 1,295.00 |                          |  |
| 09/15/2021 | 202100180 | Handyman's Hardware            | Facility Supplies: Shelf<br>Bracket 11X16 (sales tax<br>exempt)      | 75.46    | 01 E 005 810 000 000 401 |  |
|            |           |                                | Totals for 202100180   | 75.46    |                          |  |
| 09/15/2021 | 202100181 | Menards - St. Cloud            | Facility Supplies - rebate   | 418.12   | 01 E 005 810 000 000 401 |  |
|            |           |                                | Totals for 202100181   | 418.12   |                          |  |
| 09/15/2021 | 202100182 | Menards - St. Cloud            | Facility Supplies  | 35.96    | 01 E 005 810 000 000 401 |  |
|            |           |                                | Totals for 202100182   | 35.96    |                          |  |
| 09/15/2021 | 202100183 | Menards - St. Cloud            | Facility Supplies  | 66.95    | 01 E 005 810 000 000 401 |  |
|            |           |                                | Totals for 202100183   | 66.95    |                          |  |
| 09/15/2021 | 202100184 | Menards - St. Cloud            | Facility Supplies  | 128.89   | 01 E 005 810 000 000 401 |  |
|            |           |                                | Totals for 202100184   | 128.89   |                          |  |
| 09/15/2021 | 202100185 | Millaway, Douglas              | Mental Health Consultant:<br>August 2021                             | 700.00   | 01 E 010 420 000 740 394 |  |
|            |           |                                | Totals for 202100185   | 700.00   |                          |  |
| 09/15/2021 | 202100186 | Minnesota State Community & Te | Medication Administration for<br>School Personnel (SE & VS)          | 100.00   | 01 E 005 640 000 316 366 |  |
|            |           |                                | Totals for 202100186   | 100.00   |                          |  |
| 09/15/2021 | 202100187 | New Horizon Foods              | Food Service: September<br>Pre-Bill                                  | 9,912.70 | 02 E 005 770 000 709 490 |  |
|            |           |                                | Totals for 202100187   | 9,912.70 |                          |  |
| 09/15/2021 | 202100188 | Olson, Bryce                   | Expense Reimbursement: Tech<br>supplies - cables & extension<br>cord | 36.13    | 01 E 005 108 000 000 455 |  |
|            |           |                                | Totals for 202100188   | 36.13    |                          |  |
| 09/15/2021 | 202100189 | Rainbow Play Systems           | Playground Equipment (amt<br>due)                                    | 3,914.00 | 01 E 005 810 000 000 530 |  |
|            |           |                                | Totals for 202100189   | 3,914.00 |                          |  |
| 09/15/2021 | 202100190 | Roto-Rooter Plumbing & Drain   | Service Call: 9/3 Clean out<br>grease trap                           | 455.00   | 01 E 005 810 000 000 350 |  |

| CHECK DATE | CHECK NUMBER | CHECK VENDOR                   | INVOICE DESCRIPTION   | AMOUNT    | ACCOUNT NUMBER           |
|------------|--------------|--------------------------------|---|-----------|--------------------------|
|            |              |                                | Totals for 202100190  | 455.00    |                          |
| 09/15/2021 | 202100191    | Safeguard Security Inc.        | Monthly Fire Alarm Monitoring w/Service Plan (Sept)             | 39.95     | 01 E 005 810 000 000 350 |
|            |              |                                | Totals for 202100191  | 39.95     |                          |
| 09/15/2021 | 202100192    | Schellinger, Dean              | Labor for touch-up painting                                     | 150.00    | 01 E 005 810 000 000 305 |
|            |              |                                | Totals for 202100192  | 150.00    |                          |
| 09/15/2021 | 202100193    | Sherwin Williams               | Paint for painters  | 156.39    | 01 E 005 810 000 000 401 |
|            |              |                                | Totals for 202100193  | 156.39    |                          |
| 09/15/2021 | 202100194    | Tierney Brothers Inc.          | SMART Learning Suite  | 597.60    | 01 E 010 630 000 000 406 |
|            |              |                                | Totals for 202100194  | 597.60    |                          |
| 09/15/2021 | 202100195    | West Central Sanitation, Inc   | September - Waste & Recycling Services                          | 384.68    | 01 E 005 810 000 000 330 |
|            |              |                                | Totals for 202100195  | 384.68    |                          |
| 09/15/2021 | 202100196    | Zippy's Inc                    | Carpet Cleaning Services  | 2,700.00  | 01 E 005 810 000 000 350 |
|            |              |                                | Totals for 202100196  | 2,700.00  |                          |
| 09/24/2021 | 202100197    | Batteries Plus                 | Battery   | 22.92     | 01 E 005 810 000 000 401 |
|            |              |                                | Totals for 202100197  | 22.92     |                          |
| 09/24/2021 | 202100198    | BerganKDV Outsourced Services  | Financial management and accounting services for September 2021 | 5,580.00  | 01 E 005 113 000 000 305 |
|            |              |                                | Totals for 202100198  | 5,580.00  |                          |
| 09/24/2021 | 202100199    | Bernath, Ashley                | Expense Reimbursement: 6th Grade Classroom                      | 389.79    | 01 E 010 203 000 000 430 |
|            |              |                                | Totals for 202100199  | 389.79    |                          |
| 09/24/2021 | 202100200    | Hage, Robert                   | Exp Reimbursement: Software Subscription                        | 49.00     | 01 E 010 219 000 317 406 |
|            |              |                                | Totals for 202100200  | 49.00     |                          |
| 09/24/2021 | 202100201    | Menards - St. Cloud            | Facility Supplies   | 55.48     | 01 E 005 810 000 000 401 |
|            |              |                                | Totals for 202100201  | 55.48     |                          |
| 09/24/2021 | 202100202    | Mitel                          | Phone service & equipment rental (October)                      | 2,093.16  | 01 E 005 810 000 000 320 |
| 09/24/2021 | 202100202    | Mitel                          | Phone service & equipment rental (October)                      | 838.71    | 01 E 005 605 000 000 315 |
|            |              |                                | Totals for 202100202  | 2,931.87  |                          |
| 09/24/2021 | 202100203    | Novation Education Opportuniti | FY22 Authorizer Fee (1 of 2)                                    | 20,910.62 | 01 E 005 010 000 000 820 |
|            |              |                                | Totals for 202100203  | 20,910.62 |                          |
| 09/24/2021 | 202100204    | Smarty Symbols                 | SPED Smarty Symbols Web Access Subscription                     | 356.00    | 01 E 010 420 000 419 406 |
|            |              |                                | Totals for 202100204  | 356.00    |                          |
| 09/24/2021 | 202100205    | The Bridge-World Language Cent | Conference Interpreter Services 9/2                             | 105.80    | 01 E 010 203 000 000 305 |

| CHECK DATE | CHECK NUMBER | VENDOR                         | INVOICE DESCRIPTION   | AMOUNT    | ACCOUNT NUMBER           |
|------------|--------------|--------------------------------|---|-----------|--------------------------|
|            |              |                                | Totals for 202100205  | 105.80    |                          |
| 09/24/2021 | 202100206    | TriMark                        | Janitorial Supplies   | 555.60    | 01 E 005 810 000 000 401 |
|            |              |                                | Totals for 202100206  | 555.60    |                          |
| 09/30/2021 | 202100207    | cmERDC                         | Plastic gloves for food service   | 27.90     | 02 E 005 770 000 701 401 |
|            |              |                                | Totals for 202100207  | 27.90     |                          |
| 09/30/2021 | 202100208    | Discount Two Way Radio Corpora | Repair Service for RCA XR150 & RDR1520 & Genuine RCA Handheld Radio Battery | 65.00     | 01 E 005 810 000 000 305 |
| 09/30/2021 | 202100208    | Discount Two Way Radio Corpora | Repair Service for RCA XR150 & RDR1520 & Genuine RCA Handheld Radio Battery | 126.00    | 01 E 005 810 000 000 401 |
|            |              |                                | Totals for 202100208  | 191.00    |                          |
| 09/30/2021 | 202100209    | Follett School Solutions       | Library Hosted Service & Support Renewals                                   | 150.00    | 01 E 010 620 000 000 406 |
| 09/30/2021 | 202100209    | Follett School Solutions       | Library Hosted Service & Support Renewals                                   | 606.72    | 01 E 010 620 000 000 406 |
|            |              |                                | Totals for 202100209  | 756.72    |                          |
| 09/30/2021 | 202100210    | IXL Learning Inc               | 1 Year IXL Service Site License   | 3,438.00  | 01 E 005 108 000 000 405 |
|            |              |                                | Totals for 202100210  | 3,438.00  |                          |
| 09/30/2021 | 202100211    | Tierney Brothers Inc.          | Projector   | 1,200.00  | 01 E 010 630 000 153 466 |
|            |              |                                | Totals for 202100211  | 1,200.00  |                          |
| 09/30/2021 | 202100213    | ESI Billing Trust              | Payroll accrual 9/30 (paid via Bill.com)                                    | 500.00    | 01 L 215 11              |
|            |              |                                | Totals for 202100213  | 500.00    |                          |
| 09/30/2021 | 202100214    | Horace Mann Life Insurance Co  | Payroll accrual 9/30  | 565.00    | 01 L 215 11              |
|            |              |                                | Totals for 202100214  | 565.00    |                          |
| 09/30/2021 | 202100215    | Public Employees Retirement As | Payroll accrual 9/30  | 3,475.16  | 01 L 215 07              |
|            |              |                                | Totals for 202100215  | 3,475.16  |                          |
| 09/30/2021 | 202100216    | Teachers Retirement Assoc      | Payroll accrual 9/30  | 10,498.67 | 01 L 215 06              |
|            |              |                                | Totals for 202100216  | 10,498.67 |                          |
| 09/01/2021 | 202100230    | Amazon.com                     | 2nd Grade Supplies - Desk Name Plates                                       | 13.99     | 01 E 010 203 000 000 430 |
|            |              |                                | Totals for 202100230  | 13.99     |                          |
| 09/01/2021 | 202100231    | TeachersPayTeachers            | Digital Curriculum Subscriptions  | 26.26     | 01 E 010 203 000 000 406 |
|            |              |                                | Totals for 202100231  | 26.26     |                          |
| 09/01/2021 | 202100232    | Amazon.com                     | Headphones  | 29.95     | 01 E 010 630 011 155 456 |
|            |              |                                | Totals for 202100232  | 29.95     |                          |
| 09/01/2021 | 202100233    | PreferredOne Insurance Company | Health Insurance Premiums: September 2021                                   | 11,919.14 | 01 L 215 10              |

| CHECK DATE | CHECK NUMBER | CHECK VENDOR                   | INVOICE DESCRIPTION   | AMOUNT    | ACCOUNT NUMBER           |
|------------|--------------|--------------------------------|---|-----------|--------------------------|
|            |              |                                | Totals for 202100233  | 11,919.14 |                          |
| 09/02/2021 | 202100234    | TeachersPayTeachers            | Digital Subscription -<br>Editable Name Tags                | 3.24      | 01 E 010 203 000 000 406 |
|            |              |                                | Totals for 202100234  | 3.24      |                          |
| 09/02/2021 | 202100235    | Amazon.com                     | SPED Supplies - Bookcase                                    | 230.27    | 01 E 010 420 000 419 401 |
|            |              |                                | Totals for 202100235  | 230.27    |                          |
| 09/03/2021 | 202100236    | Amazon.com                     | Headphones  | 174.65    | 01 E 010 630 011 155 456 |
|            |              |                                | Totals for 202100236  | 174.65    |                          |
| 09/03/2021 | 202100237    | ALGO                           | Paging adapter for phone<br>system                          | 420.00    | 01 E 005 108 000 000 455 |
|            |              |                                | Totals for 202100237  | 420.00    |                          |
| 09/03/2021 | 202100238    | BerganKDV Ltd.                 | Payroll 8/31  | 152.06    | 01 E 005 114 000 000 305 |
|            |              |                                | Totals for 202100238  | 152.06    |                          |
| 09/03/2021 | 202100239    | Adobe Systems Inc              | Acrobat Pro DC  | 16.13     | 01 E 005 108 000 000 405 |
|            |              |                                | Totals for 202100239  | 16.13     |                          |
| 09/03/2021 | 202100240    | Healthiest You c/o Teledoc Inc | Healthcare App  | 352.00    | 01 E 005 108 000 000 405 |
|            |              |                                | Totals for 202100240  | 352.00    |                          |
| 09/07/2021 | 202100241    | Amazon.com                     | 3rd Grade Classroom Supply                                  | 20.98     | 01 E 010 203 000 000 430 |
|            |              |                                | Totals for 202100241  | 20.98     |                          |
| 09/07/2021 | 202100242    | Amazon.com                     | ELL Curriculum  | 28.95     | 01 E 010 203 000 000 430 |
|            |              |                                | Totals for 202100242  | 28.95     |                          |
| 09/07/2021 | 202100243    | Amazon.com                     | Tech Supplies: Power strips                                 | 62.38     | 01 E 010 630 011 155 455 |
|            |              |                                | Totals for 202100243  | 62.38     |                          |
| 09/07/2021 | 202100244    | Walmart                        | Misc school supplies  | 129.57    | 01 E 005 110 000 000 401 |
|            |              |                                | Totals for 202100244  | 129.57    |                          |
| 09/07/2021 | 202100245    | Amazon.com                     | Tech: Projector mounts kits                                 | 359.85    | 01 E 010 630 011 155 455 |
|            |              |                                | Totals for 202100245  | 359.85    |                          |
| 09/07/2021 | 202100246    | Amazon.com                     | Misc Supplies: Projector (1 @<br>\$1054.87), PE, Curriculum | 36.12     | 01 E 010 203 000 000 430 |
| 09/07/2021 | 202100246    | Amazon.com                     | Misc Supplies: Projector (1 @<br>\$1054.87), PE, Curriculum | 13.99     | 01 E 010 256 000 000 430 |
| 09/07/2021 | 202100246    | Amazon.com                     | Misc Supplies: Projector (1 @<br>\$1054.87), PE, Curriculum | 63.98     | 01 E 010 240 000 000 401 |
| 09/07/2021 | 202100246    | Amazon.com                     | Misc Supplies: Projector (1 @<br>\$1054.87), PE, Curriculum | 1,054.87  | 01 E 010 630 011 155 456 |
|            |              |                                | Totals for 202100246  | 1,168.96  |                          |
| 09/07/2021 | 202100247    | Hanover Insurance Group        | Commercial Umbrella & Package<br>Policies - Installment     | 2,670.42  | 01 E 005 940 000 000 340 |
|            |              |                                | Totals for 202100247  | 2,670.42  |                          |
| 09/07/2021 | 202100248    | 18th Street Campus, LLC        | September Rent + CAM estimate                               | 914.00    | 01 E 005 810 000 000 350 |
| 09/07/2021 | 202100248    | 18th Street Campus, LLC        | September Rent + CAM estimate                               | 37,971.00 | 01 E 005 850 000 348 570 |

| <u>CHECK</u> | <u>CHECK</u>                            | <u>INVOICE</u>                                       | <u>ACCOUNT</u>                    |
|--------------|---|--|-----------------------------------|
| <u>DATE</u>  | <u>NUMBER</u> <u>VENDOR</u>             | <u>DESCRIPTION</u>                                   | <u>AMOUNT</u> <u>NUMBER</u>       |
|              |   | Totals for 202100248                                 | 38,885.00                         |
| 09/08/2021   | 202100249 Amazon.com                    | Tech: iPad Cases                                     | 25.98 01 E 010 630 011 155 456    |
|              |   | Totals for 202100249                                 | 25.98                             |
| 09/08/2021   | 202100250 Wells Fargo Financial Leasing | Copier Lease Payment (Aug)                           | 145.68 01 E 005 630 000 000 580   |
|              |   | Totals for 202100250                                 | 145.68                            |
| 09/09/2021   | 202100251 Amazon.com                    | ELL Curriculum                                       | 434.25 01 E 010 203 000 000 430   |
|              |   | Totals for 202100251                                 | 434.25                            |
| 09/13/2021   | 202100252 Amazon.com                    | STEM Supply  | 42.99 01 E 010 203 000 000 430    |
|              |   | Totals for 202100252                                 | 42.99                             |
| 09/13/2021   | 202100253 Coborn's                      | Apples for 1st grade - STEM                          | 54.59 01 E 010 203 000 000 430    |
|              |   | Totals for 202100253                                 | 54.59                             |
| 09/13/2021   | 202100254 T-Mobile                      | Mobile Hot Spots service for<br>DL (7/21/21-8/20/21) | 540.00 01 E 010 630 011 153 320   |
|              |   | Totals for 202100254                                 | 540.00                            |
| 09/14/2021   | 202100255 Nine Yards LLC                | Office Supply  | 10.79 01 E 005 110 000 000 401    |
|              |   | Totals for 202100255                                 | 10.79                             |
| 09/14/2021   | 202100256 Walmart                       | Tech: HDMI Cables                                    | 37.08 01 E 010 630 011 155 455    |
|              |   | Totals for 202100256                                 | 37.08                             |
| 09/15/2021   | 202100257 Amazon.com                    | Misc Supplies: IT, Office, KG<br>Project             | 129.82 01 E 005 110 000 000 401   |
| 09/15/2021   | 202100257 Amazon.com                    | Misc Supplies: IT, Office, KG<br>Project             | 41.98 01 E 010 201 000 000 430    |
| 09/15/2021   | 202100257 Amazon.com                    | Misc Supplies: IT, Office, KG<br>Project             | 46.47 01 E 010 630 011 155 455    |
|              |   | Totals for 202100257                                 | 218.27                            |
| 09/15/2021   | 202100258 Five Below                    | 6th Grade Student Incentives                         | 500.00 01 E 010 203 116 000 401   |
|              |   | Totals for 202100258                                 | 500.00                            |
| 09/16/2021   | 202100259 Nine Yards LLC                | Office Supply  | 37.76 01 E 005 110 000 000 401    |
|              |   | Totals for 202100259                                 | 37.76                             |
| 09/16/2021   | 202100260 Genesis Education             | Owl pellets for 5th grade                            | 49.75 01 E 010 260 115 000 430    |
|              |   | Totals for 202100260                                 | 49.75                             |
| 09/16/2021   | 202100261 Amazon.com                    | Office Supply  | 63.83 01 E 005 110 000 000 401    |
|              |   | Totals for 202100261                                 | 63.83                             |
| 09/16/2021   | 202100262 Amazon.com                    | Tech: iPad Cases                                     | 259.80 01 E 010 630 011 155 456   |
|              |   | Totals for 202100262                                 | 259.80                            |
| 09/16/2021   | 202100263 Kraus-Anderson Insurance      | Premier HR - October 2021<br>Installment             | 250.00 01 E 005 118 000 000 305   |
|              |   | Totals for 202100263                                 | 250.00                            |
| 09/16/2021   | 202100264 Nokomis Energy                | Community Solar for July 2021                        | 1,712.92 01 E 005 810 000 000 330 |
|              |   | Totals for 202100264                                 | 1,712.92                          |

| CHECK DATE | CHECK NUMBER | CHECK VENDOR                   | INVOICE DESCRIPTION                             | AMOUNT   | ACCOUNT NUMBER           |
|------------|--------------|--------------------------------|---|----------|--------------------------|
| 09/17/2021 | 202100265    | SAM'S CLUB                     | KG Class Supplies                               | 12.24    | 01 E 010 201 000 000 430 |
|            |              |                                | Totals for 202100265                            | 12.24    |                          |
| 09/17/2021 | 202100266    | CPI                            | NCI Participant Workbooks                       | 117.45   | 01 E 010 420 640 419 401 |
|            |              |                                | Totals for 202100266                            | 117.45   |                          |
| 09/17/2021 | 202100267    | BerganKDV Ltd.                 | Payroll 9/15                                    | 213.63   | 01 E 005 114 000 000 305 |
|            |              |                                | Totals for 202100267                            | 213.63   |                          |
| 09/17/2021 | 202100268    | Aflac                          | August 2021 Premiums                            | 430.32   | 01 L 215 13              |
|            |              |                                | Totals for 202100268                            | 430.32   |                          |
| 09/20/2021 | 202100269    | Amazon.com                     | Misc Supply: Office, pike pride prizes, KG room | 26.36    | 01 E 005 110 000 000 401 |
| 09/20/2021 | 202100269    | Amazon.com                     | Misc Supply: Office, pike pride prizes, KG room | 68.91    | 01 E 010 203 000 000 401 |
| 09/20/2021 | 202100269    | Amazon.com                     | Misc Supply: Office, pike pride prizes, KG room | 26.98    | 01 E 010 201 000 000 401 |
|            |              |                                | Totals for 202100269                            | 122.25   |                          |
| 09/22/2021 | 202100270    | Further                        | HSA Yearly Fee                                  | 150.00   | 01 E 005 115 000 000 305 |
|            |              |                                | Totals for 202100270                            | 150.00   |                          |
| 09/23/2021 | 202100271    | American Speech and Hearing As | 2022 ASHA Membership Dues                       | 225.00   | 01 E 010 420 000 740 820 |
|            |              |                                | Totals for 202100271                            | 225.00   |                          |
| 09/24/2021 | 202100272    | TARGET                         | SPED Supplies                                   | 22.98    | 01 E 010 420 000 419 433 |
|            |              |                                | Totals for 202100272                            | 22.98    |                          |
| 09/24/2021 | 202100273    | Michaels                       | Office Supplies                                 | 32.28    | 01 E 005 110 000 000 401 |
|            |              |                                | Totals for 202100273                            | 32.28    |                          |
| 09/24/2021 | 202100274    | Bill.com                       | Monthly Subscription Fee                        | 81.32    | 01 E 005 112 000 000 305 |
|            |              |                                | Totals for 202100274                            | 81.32    |                          |
| 09/24/2021 | 202100275    | City of St. Cloud              | Water and sewer charge:<br>6/2/21 - 8/2/21      | 2,046.54 | 01 E 005 810 000 000 330 |
|            |              |                                | Totals for 202100275                            | 2,046.54 |                          |
| 09/27/2021 | 202100276    | Amazon.com                     | Lunchroom Supplies                              | 159.70   | 02 E 005 770 000 701 401 |
|            |              |                                | Totals for 202100276                            | 159.70   |                          |
| 09/28/2021 | 202100277    | SAM'S CLUB                     | Ziplocs for DL & candy for Pike Pride Reward    | 15.52    | 01 E 010 203 000 000 401 |
| 09/28/2021 | 202100277    | SAM'S CLUB                     | Ziplocs for DL & candy for Pike Pride Reward    | 31.96    | 02 E 005 770 000 709 401 |
|            |              |                                | Totals for 202100277                            | 47.48    |                          |
| 09/28/2021 | 202100278    | MinnetESOL                     | EL Membership Renewal (RH)                      | 60.00    | 01 E 005 640 000 316 820 |
|            |              |                                | Totals for 202100278                            | 60.00    |                          |
| 09/28/2021 | 202100279    | MinnetESOL                     | EL Membership Renewal (RK)                      | 60.00    | 01 E 005 640 000 316 820 |
|            |              |                                | Totals for 202100279                            | 60.00    |                          |
| 09/28/2021 | 202100280    | Five Below                     | 6th Grade Incentives                            | 500.00   | 01 E 010 203 116 000 401 |



| CHECK<br>DATE | CHECK<br>NUMBER | VENDOR                 | INVOICE<br>DESCRIPTION   | AMOUNT     | ACCOUNT<br>NUMBER        |
|---------------|-----------------|------------------------|--|------------|--------------------------|
|               |                 |                        | Totals for 202100280   | 500.00     |                          |
| 09/29/2021    | 202100281       | Cintas                 | Facility Services (Sept)   | 626.44     | 01 E 005 810 000 000 350 |
|               |                 |                        | Totals for 202100281   | 626.44     |                          |
| 09/29/2021    | 202100282       | Accident Fund          | FY22 Workers Comp Policy #WCV<br>6145878 04 03 (Installment 2<br>of 4) | 5,944.25   | 01 E 005 110 000 000 270 |
|               |                 |                        | Totals for 202100282   | 5,944.25   |                          |
| 09/30/2021    | 202100283       | Deerwood Bank          | Positive Pay Monthly Fee   | 35.00      | 01 E 005 112 000 000 305 |
|               |                 |                        | Totals for 202100283   | 35.00      |                          |
| 09/21/2021    | 202100284       | Charter Communications | Internet & Voice Services:<br>September 2021                           | 464.93     | 01 E 005 810 000 000 320 |
|               |                 |                        | Totals for 202100284   | 464.93     |                          |
|               |                 |                        | Totals for checks  | 160,956.63 |                          |

FUND SUMMARY

| <u>FUND</u> | <u>DESCRIPTION</u>      | <u>BALANCE SHEET</u> | <u>REVENUE</u> | <u>EXPENSE</u> | <u>TOTAL</u> |
|-------------|-------------------------|----------------------|----------------|----------------|--------------|
| 01          | GENERAL FUND            | 41,777.78            | 0.00           | 109,046.59     | 150,824.37   |
| 02          | Food Service Fd         | 0.00                 | 0.00           | 10,132.26      | 10,132.26    |
| ***         | Fund Summary Totals *** | 41,777.78            | 0.00           | 119,178.85     | 160,956.63   |

\*\*\*\*\* End of report \*\*\*\*\*

| Post Date  | Acct Nbr                 | Description                             | Amount    |
|------------|--------------------------|---|-----------|
| 09/02/2021 | 02 R 005 770 000 705 476 | FY 21-22 Breakfast 21                   | 1103.20   |
| 09/13/2021 | 01 E 010 630 011 155 456 | Amazon Return: iPad Screen Protectors   | 10.99     |
| 09/13/2021 | 01 E 010 630 011 155 456 | Amazon Return: iPad Screen Protectors   | 10.99     |
| 09/15/2021 | 01 R 005 000 000 000 201 | FY 21-22 School Trust Land Endowment    | 4839.89   |
| 09/15/2021 | 01 R 005 000 000 000 211 | FY 21-22 General Education - Charter    | 117390.54 |
| 09/17/2021 | 01 E 010 203 116 000 430 | Amazon Refund: Binder                   | 33.78     |
| 09/17/2021 | 01 E 010 203 116 000 430 | Amazon Refund: Binder                   | 33.78     |
| 09/17/2021 | 01 E 010 605 000 000 456 | Amazon Refund: iPhone Charger           | 12.99     |
| 09/30/2021 | 01 A 121 00              | FY 20-21 General Education - Charter    | 91957.00  |
| 09/30/2021 | 01 A 121 00              | FY 20-21 Special Education - Charter    | 16108.32  |
| 09/30/2021 | 01 A 121 00              | FY 20-21 Charter School Lease           | 11876.85  |
| 09/30/2021 | 01 A 121 00              | FY 20-21 Long-Term Facility Maintenance | 1193.10   |
| 09/30/2021 | 01 A 121 00              | FY 20-21 Literacy Incentive Aid         | 443.52    |
| 09/30/2021 | 01 R 005 000 000 000 211 | FY 21-22 General Education - Charter    | 191465.87 |
| 09/30/2021 | 02 R 005 770 000 701 471 | USDA EMOP Costs 10555C                  | 324.86    |
|            |                          | Total for Cash Receipts                 | 436805.68 |

FUND SUMMARY

| <u>FUND</u> | <u>DESCRIPTION</u>      | <u>BALANCE SHEET</u> | <u>REVENUE</u> | <u>EXPENSE</u> | <u>TOTAL</u> |
|-------------|-------------------------|----------------------|----------------|----------------|--------------|
| 01          | GENERAL FUND            | 121,578.79           | 313,696.30     | 102.53         | 435,377.62   |
| 02          | Food Service Fd         | 0.00                 | 1,428.06       | 0.00           | 1,428.06     |
| ***         | Fund Summary Totals *** | 121,578.79           | 315,124.36     | 102.53         | 436,805.68   |

\*\*\*\*\* End of report \*\*\*\*\*