

St. Cloud Math and Science Academy Board of Directors

Board Agenda/Minutes

1025 18th St. N

St. Cloud, MN 56303

April 22, 2020

4:30-6:00 pm



ST. CLOUD
MATH AND SCIENCE
ACADEMY

Mission

With kindness and respect as our foundation, our highly skilled educators prepare students to become lifelong learners through the integrated instruction of Science, Technology, Engineering and Math in a safe and caring environment.

Vision

Is to see all students succeed in school to develop self-confidence, learn to appreciate and get along with others, become proficient in all content areas, explore and use unique abilities, graduate from high school and pursue further training including but not limited to the fields of science, technology, engineering and math in order to become productive citizens.

School Improvement Goals:

- Increase student achievement in reading and math
- Increase our English Learner scores by one level each year
- Integrate science so that our students have a higher number of minutes per day dedicated to STEM activities
- Improve student behavior and focus on consistent school-wide expectations
 - Increase our level of parent and community engagement

I. Call the meeting to order and Welcome any visitors 4:30 PM

Reading of Mission read by Reading of Vision read by Reading of Goals read by

1. Roll Call/Quorum: Kim Hess

	Present	Absent
Sherri Hodge	x	
Mary White-Levilain	x	
Mohamad Ali		x
Michael Mullin	x	
Amy Cross	x	

Non-board members present – note for the record: Jean Neuman (NEO) , Jill Waldvogel, Meghan Schneider

Introduction of our new Finance Manager Christina Wordes

1. Conflict of Interest declarations, if any –Charter School Board Members- none
1. Public Input – none
1. CONSENT AGENDA:

The consent agenda consists of noncontroversial items that the Board adopts routinely without debate. Any single member may remove an item from the consent agenda by requesting removal at the time the consent agenda is moved for adoption.

March Board Minutes

Today's Board Meeting Agenda

Motion to approve: Mary White- Levilain, seconded by Amy Cross All in favor: Motion carries

1. Teacher's report
 - a. Welcome and **thank you, Meghan Schneider (Special Education Teacher)**
 - Implemented new sticker charts – "Race to the Top"
 - Incorporate lessons that are school wide with their students (bullying, ect)
 - Daycare with 2 special education students currently
 - All special education students have ipads at home for facetime or video chat for distance learning
 - Concerned with the learning disability students that they may fall farther behind- would like more time daily- right now 30-45 minutes
 - b. (May = Kim Hess)- If more than an oral report, please provide document/s in advance in this packet
- Authorizer's report/comments (Wendy Swanson or designee) Jean Neuman (NEO)
 - Post most recently approved Board Minutes – those minutes were posted
 - 5 point parent satisfaction survey for performance framework
 - Great job sharing distance learning plan -grant available through NEO

1. Director's Report (Tammy Bengtson)

- Enrollment -Print out- 199 students for next year- 21 kindergarteners
- Covid-19 Distant Learning Plan – Summary of how things are going-
 - Added childcare recently to page 5 – providing extended care until 4:20 right now
 - Parents that work at Golden Plump are asking for Tammy to write a letter excusing them from work due to distance learning
 - Each teacher has 15 call spots per day (Phone calls, FaceTime, Zoom, or some type of Video chat)
 - Concerns- loud households, too much time getting ready to work (finding pencils, correct papers), some students aren't doing any work after the 20-minute phone call
 - Homework turn in – last Friday and handed out weeks 4 and 5
 - Para's coming in going through homework that was turned in and giving an A, B, C grade
 - Food – 300 meals – 4 different bus stops daily
 - Ramadan starting Friday- could affect phone calls
 - Leadership team discussed 4 day weeks during Ramadan but nothing has been decided
- School Climate Survey - Part of Executive Director Evaluation - very good results
- Returning next year Survey of all Licensed staff – 26/26 staff planning to return next year

- NEO Conference call 3/16/2020. How will NEO update the Performance Frameworks (school contract goals) if state and/or national testing results are not valid or if the tests cannot be administered? *Consider whether these measures can simply be eliminated for this year if testing cannot occur* Note: There are other measures that schools have in place so those measures will be used. Schools will not be penalized. Priority is the safety and health of all of you and the students and families you serve. We discussed our attendance during distant learning at a recent faculty meeting. Staff are working hard at keeping our attendance at or above 95% during distant learning by parent communication.

- Marketing – New Jingle for Radio ads is done. We are working with Leighton Broadcasting on creating an interactive contest idea to send a positive message out to the community. People entering the contest would answer questions such as “how are you learning at home?” Serious inquiries would be connected to a virtual tour of our school after the contest.
 - Attracting new students
 - Trying to diversify- KCLD and 98.9
- New Web site will be launched this week

- 1. Student Progress Report (Jill Waldvogel)
 - MCA's are not happening this year
 - Fast Bridge testing – only have Fall and Winter data

- 1. Standing Committee Reports
 - Facilities Report – Michael Mullin – none
 - Executive Report – Michael Mullin
 - Annual Meeting update – Wednesday May 20
 - Parents or guardians, All school staff, Board members are able to vote
 - Starts at 12:00 (noon)
 - 2 candidates running (Andrew Schultz and Alex Johnson) -3 minutes to speak

- Recess the Agenda for 5 hours, voting will occur in person during this time (social distancing will be followed)
 - Resume meeting after polls close at 5:00 - Sherri will count the votes
-
- Finance Report – Amy Cross
 - Met yesterday with Christina
 - Educational Programs and Accountability – Sherri Hodge
 - Distance learning
1. Discussion and/or Action Items:
- a) Financial Report – Christina/Amy
- original budget was for 205 – working budget is for 196
 - 75% through the fiscal year as of the end of March
 - 80 days of operation cash on hand
 - Approve March 2020 Financial Report
 - Motion to approve: Amy Cross, seconded by Sherri Hodge
 - All in favor: Motion carries 4/5
- b) 2020-2021 School Calendar proposal –
- Approve the 169 instructional days on the ISD 742 calendar
 - Motion to approve: Mary White-Levilain, seconded by Sherri Hodge,
 - All in favor: Motion passes 4/5
- c) Crisis Management policy
- Amend Lockdown- cross out “Alert sent out using a preselected code word”
 - Change to: The alert will be made with explicit language details related to the emergency.
 - Motion to approve: Sherri Hodge, seconded by Mary White- Levilain
 - All in favor: motion carries 4/5

Next Meeting: May 20, 2020 at 12:00 to start our Annual Meeting election
 4:30 to 6:00 PM SCMSA Room 110 (Via Zoom)

Full calendar of tentative meeting dates is included in the table down below:

2019-2020 SCMSA
 Board Meeting Calendar/ Policy Review
 Schedule

Board Meeting Date	Policy to Review
September 25, 2019, 4:30-6:00 pm	Wellness Policy (MDE Nutrition Audit this year)
October 23, 2019, 4:30-6:00 pm	Grievance/Complaints policy

November 20, 2019, 4:30-6:00 pm	English Learner Policy
January 29, 2020, 4:30-6:00 pm	English Learner Policy -Enrollment policy
February 19, 2020, 4:30-6:00 pm	Student Promotion and retention
March 18, 2020, 4:30-6:00 pm	
April 22, 2020, 4:30-6:00 pm	Crisis Management Policy
May 20, 2020 Board and Annual Meeting	Annual Meeting


Committee Meetings

Executive Committee Meeting Date
September
October 22
November 12
January 14
February 18
March 17
April 21
May 19

Financial Committee Meetings	Board Work Sessions/Trainings
11/20/2019	Annual Meeting
3/25/2020	Administrator Evaluation
4/8/2020	Board Development Plan
	Strategic Plan Training

18. Meeting adjournment 5:58 pm



Respectfully Submitted by Recording Secretary, Kim Hess



ST. CLOUD
MATH AND SCIENCE
ACADEMY
ISD 4223

Charter No. 4223-07
April 2020 Meeting

March 2020 Financial Statements



 berganKDV
CPAs • ADVISORS

Prepared by:
Christina Wordes, CPA
Senior Financial Manager

Executive Summary

Students:

- ~~Original Budget – 205 ADM~~
- Current – See director's report

Current Conditions:

- This report shows the audited prior year actual, current year original budget, current year working budget, the current year-to-date activity, and current percentage of the working budget.
- At March 31st, 9 months or 75% of the year is complete.
- Cash at month-end was \$762,053, which is 80 days of operating cash on hand.
- The budget was updated based on YTD information. Before next board meeting, line items will be reviewed with administration in anticipation for adopting a Revised Budget. In addition to the Revised Budget, Fiscal Year 2020-2021 Original Budget will be presented for the board's approval.

Items worth noting:

- The monthly disbursements, receipts and journal entries (if any) are at the end of the report.

St. Cloud Math and Science Academy #4223-07

Balance Sheet

March 31, 2020

	Audited Balance 6/30/2019	YTD 3/31/2020
Assets		
Cash and Investments	\$ 1,056,748	\$ 762,053
Accounts Receivable	-	2,300
Due from Other Funds	-	-
State Aids Receivable	248,152	473,947
Prior State Aids Receivable	-	(9,131)
Federal Aids Receivable	39,545	84,687
Prepaid Items	74,574	45,810
Total Assets	\$ 1,419,020	\$ 1,359,665
Liabilities and Fund Balance		
Salaries and Wages Payable	\$ 95,341	\$ 104,188
Accounts Payable	47,418	2,327
Payroll Deductions and Benefits	30,147	3,504
Total Liabilities	\$ 172,906	\$ 110,019
Fund Balance		
Fund Balance	\$ 1,246,113	\$ 1,246,113
Change in Fund Balance	-	3,533
Total Fund Balance	\$ 1,246,113	1,249,647
Total Liabilities and Fund Balance	\$ 1,419,020	\$ 1,359,665

Management has elected to omit substantially all disclosures, government-wide financial statements and required supplementary information. No CPA provides any assurance on these financial statements.

St. Cloud Math and Science Academy #4223-07
Statement of Revenues and Expenditures
March 31, 2020

75.0%

	FY19 Audited Actual	FY20 Original Budget	FY20 Working Budget	FY20 Year To Date	Percent of Working Budget
ADM	176.9	205	192.03		
Total All Funds					
Revenues					
State Revenues	\$ 2,516,041	\$ 2,627,702	\$ 2,783,177	\$ 2,087,383	75%
Federal Revenues	136,618	181,426	166,501	117,172	70%
Local Revenues	8,395	3,500	11,195	10,115	90%
Food Service Revenues	175,232	183,590	197,827	125,015	63%
Total Revenues	<u>\$ 2,836,286</u>	<u>\$ 2,996,218</u>	<u>\$ 3,158,700</u>	<u>\$ 2,339,685</u>	74%
Expenditures					
Salaries and Benefits	\$ 1,798,809	\$ 2,005,120	\$ 2,340,920	\$ 1,467,699	63%
Purchased Services	550,950	611,174	630,285	489,123	78%
Supplies and Materials	229,797	248,983	271,500	215,812	79%
Equipment	3,109	40,260	43,000	27,843	65%
Grant and Other Costs	160,933	217,476	189,815	135,675	71%
Total Expenditures	<u>\$ 2,743,597</u>	<u>\$ 3,123,013</u>	<u>\$ 3,475,520</u>	<u>\$ 2,336,151</u>	67%
Change in Fund Balance	<u>\$ 92,688</u>	<u>\$ (126,795)</u>	<u>\$ (316,820)</u>	<u>\$ 3,533</u>	
Beginning Fund Balance	\$ 1,153,425	\$ 1,246,113	\$ 1,246,113	\$ 1,246,113	
Ending Fund Balance	\$ 1,246,113	\$ 1,119,318	\$ 929,293	\$ 1,249,647	
Fund Balance % of Expenditures	45.4%	35.8%	26.7%		
Daily Expenditures (Total Exp/365)	\$ 7,517	\$ 8,556	\$ 9,522		
Cash Balance	\$ 1,056,748	\$ 1,056,748	\$ 762,053		
Days Cash on Hand	141	124	80		
General Fund - 01					
Revenues					
State Aids					
General Education Revenue	\$ 1,995,000	\$ 2,032,508	\$ 1,939,201	\$ 1,515,235	78%
Endowment Aid	8,329	5,804	7,916	7,916	100%
Literacy Incentive	12,868	13,511	11,117	10,005	90%
LT Facilities Maintenance Aid	23,234	27,060	25,348	-	0%
Safe Schools Aid	-	10,000	6,942	6,942	100%
Building Lease Aid	231,284	269,370	252,327	-	0%
Special Education Aid	255,459	269,449	540,326	73,337	14%
Prior Year Over/Under	(10,135)	-	-	-	n/a
Holdback	-	-	-	473,947	n/a
Total State Aids	<u>2,516,041</u>	<u>2,627,702</u>	<u>2,783,177</u>	<u>2,087,383</u>	75%

Management has elected to omit substantially all disclosures, the government-wide financial statements and required supplementary information. No CPA provides any assurance on these financial statements.

St. Cloud Math and Science Academy #4223-07
Statement of Revenues and Expenditures
March 31, 2020

	FY19 Audited Actual	FY20 Original Budget	FY20 Working Budget	FY20 Year To Date	75.0% Percent of Working Budget
ADM	176.9	205	192.03		
Revenues (Cont'd)					
<u>Federal Revenue</u>					
Federal Special Ed	32,853	34,309	30,445	23,526	77%
Federal CEIS	-	6,661	5,384	-	0%
Federal Title IV	-	10,000	-	-	n/a
Federal Title I	77,843	90,776	94,524	63,521	67%
Federal Title II	12,887	14,350	9,087	4,226	47%
Federal Title III	13,035	25,330	27,061	25,899	96%
Total Federal Revenue	136,618	181,426	166,501	117,172	70%
<u>Other Revenue</u>					
Fees from Students	-	500	-	-	0%
Erate	-	-	2,100	1,505	72%
Medical Assistance	3,428	1,000	3,500	3,015	86%
Contributions and Gifts, Grants	3,062	1,000	2,500	2,500	100%
Miscellaneous	1,906	1,000	3,095	3,095	100%
Total Other Revenue	8,395	3,500	11,195	10,115	90%
Total Revenues	\$ 2,661,054	\$ 2,812,628	\$ 2,960,873	\$ 2,214,669	75%
Expenditures					
Salaries	\$ 1,201,607	\$ 1,377,779	\$ 1,345,317	\$ 818,942	61%
Benefits	304,152	332,354	388,788	213,909	55%
Salary and Benefit accrual YTD	-	-	-	123,609	n/a
Total Salaries and Benefits	1,505,759	1,710,133	1,734,105	1,156,460	67%
Contracted Services	93,142	96,210	116,246	89,455	77%
Repairs and Technology Maintenan	2,118	2,400	2,400	1,455	61%
Communication Services	4,707	6,000	5,500	4,004	73%
Postage	408	500	500	342	68%
Utilities	38,966	40,800	48,000	25,617	53%
Property and Casualty Insurance	14,817	13,700	13,700	13,582	99%
Repairs and Maintenance	4,354	6,000	6,000	1,878	31%
Field Trip Transportation	3,037	3,300	3,300	1,411	43%
Travel and Conferences	2,445	6,000	8,000	3,086	39%
Field Trip Admissions	760	5,125	3,500	496	14%
Building Lease	373,740	403,639	403,639	336,380	83%
Other Rentals and Leases	2,466	6,500	6,500	4,958	76%
Office Supplies/General Supplies	20,054	33,500	25,000	18,760	75%
Maintenance Supplies	13,065	11,900	23,000	17,795	77%
Noninstructional Software	17,955	23,900	17,500	13,088	75%
Instructional Software	1,430	6,000	10,000	8,810	88%
Instructional Supplies	14,416	1,785	25,000	19,424	78%
Noninstructional Technology	827	2,400	1,000	133	13%
Instructional Technology	3,997	7,200	6,000	6,031	101%
Textbooks and Workbooks	13,040	18,245	18,245	14,379	79%
Media/Library Resources	828	2,000	1,000	937	94%

Management has elected to omit substantially all disclosures, the government-wide financial statements and required supplementary information. No CPA provides any assurance on these financial statements.

St. Cloud Math and Science Academy #4223-07
Statement of Revenues and Expenditures
March 31, 2020

	FY19 Audited Actual	FY20 Original Budget	FY20 Working Budget	FY20 Year To Date	75.0% Percent of Working Budget
ADM	176.9	205	192.03		
Food Service Fund - 02					
Revenues					
Breakfast Aid	\$ 51,542	\$ 54,600	\$ 62,000	\$ 41,153	66%
Lunch and Milk Aid	97,611	102,900	110,000	74,700.45	68%
Commodities	14,736	15,473	15,473	-	0%
Fresh Fruits & Vegetable Program	11,342	10,354	10,354	9,162	88%
Sale of Lunches	-	262	-	-	0%
Total Revenues	<u><u>\$ 175,232</u></u>	<u><u>\$ 183,589</u></u>	<u><u>\$ 197,827</u></u>	<u><u>\$ 125,015</u></u>	63%
Expenditures					
Salaries and Benefits	\$ 31,275	\$ 29,340	\$ 45,000	\$ 25,094	56%
Food and Milk	116,564	111,395	111,396	100,193	90%
FFVP	7,531	10,354	10,354	9,596	93%
Commodities	14,736	15,473	15,473	-	0%
Services, Supplies and Software	2,563	2,205	3,000	2,878	96%
Equipment, Shipping and Installation	1,179	1,260	4,906	4,906	100%
Total Expenditures	<u><u>\$ 173,849</u></u>	<u><u>\$ 170,027</u></u>	<u><u>\$ 190,129</u></u>	<u><u>\$ 142,668</u></u>	75%
Change in Fund Balance	<u><u>\$ 1,383</u></u>	<u><u>\$ 13,562</u></u>	<u><u>\$ 7,698</u></u>	<u><u>\$ (17,652)</u></u>	
Beginning Fund Balance	\$ 837	\$ 8,073	\$ 2,220	\$ 2,220	
Ending Fund Balance	\$ 2,220	\$ 21,635	\$ 9,918	\$ (15,432)	

Management has elected to omit substantially all disclosures, the government-wide financial statements and required supplementary information. No CPA provides any assurance on these financial statements.

St. Cloud Math and Science Academy #4223-07
 Various Detail
 Fiscal Year 2019 - 2020

Detail of Contracted Services	Working Budget	YTD	Comments
Accounting Support	\$ 63,275	\$ 47,340	Finance, AP, Payroll, Grants & 990, BKDV, \$5,260
Time & Labor Management	7,736	5,816	BerganKDV, \$228/mo, Implementation fee
Audit	9,200	9,200	Abdo
Background Checks	630	390	BCA
Banking Fees	630	634	
Benefit Fees	1,000	650	GIS, IEP HS, HSA fees
Board Training	525	-	
Bryan Ingvalson	5,000	4,200	Title I and other grant work
Dakota Academics	1,600	1,600	Erate
HR Services	3,150	2,500	Kraus-Anderson Insurance
Legal	3,000	1,775	Rupp, Anderson, Squire
Marketing	6,000	5,175	St. Cloud Times & FaceTime
Nursing	4,000	3,038	Est, portion to sped, charter school health
Shredding Service	400	204	Business Data Records
Translation Service	2,000	1,650	Bridge World Language
Tutoring Services	5,000	5,000	Reading and Math
Other "To Be Determined" Fees	2,100	285	misc,maintenance, unexpected fees
Teacher and student Recruitment	1,000	-	Ads, WJON, Edpost, etc
Total Contracted Services	\$ 116,246	\$ 89,455	77%
Dues and Memberships			
Authorizer Fees	\$ 19,314	\$ 15,606	NEO
MN Assoc of Charter Schools	-	-	Annual Membership
Other	500	498	CPI membership, ASCD
Total Dues and Memberships	\$ 19,814	\$ 16,104	81%
Communication Costs			
Phone and Internet	\$ 5,500	\$ 4,004	Charter, \$421/mo

Management has elected to omit substantially all disclosures, government-wide financial statements and required supplementary information. No CPA provides any assurance on these financial statements.

St. Cloud Math and Science Academy #4223-07
Food Service
Fiscal Year 2019 - 2020

	July	Aug	Sept	Oct	Nov	Dec	Jan	Feb	Mar	Apr	May	June	Total
	0	0	19	21	18	15	20	19	17	20	20	0	169
	Number of Claims Submitted												
Total Breakfast	-	-	3,012	3,675	3,072	2,340	3,446	3,161	-	-	-	-	18,706
Total Lunch	-	-	3,234	3,900	3,366	2,708	3,812	3,510	-	-	-	-	20,530
Revenue and Expenditures													
Breakfast Revenue	\$ 2.20	\$ -	\$ 6,626	\$ 8,085	\$ 6,758	\$ 5,148	\$ 7,581	\$ 6,954	\$ -	\$ -	\$ -	\$ -	\$ -
Lunch Revenue	\$ 3.625	-	11,723	14,138	12,202	9,817	13,819	12,724	-	-	-	-	\$ 41,153
State Milk Aid, K	\$ 0.20	-	73	66	38	27	39	36	-	-	-	-	74,421
Fresh Fruits & Veg Grant	-	-	1,354	1,552	1,832	1,368	1,458	1,596	-	-	-	-	279
Sale of Lunches	-	-	-	-	-	-	-	-	-	-	-	-	9,162
Total Revenue	\$ -	\$ -	\$ 19,776	\$ 23,841	\$ 20,831	\$ 16,360	\$ 22,897	\$ 21,310	\$ -	\$ -	\$ -	\$ -	\$ 125,015
Expenditures													
Salaries and Benefits	\$ 493	\$ 1,005	\$ 3,175	\$ 3,840	\$ 3,862	\$ 3,130	\$ 2,904	\$ 3,737	\$ 2,948	\$ -	\$ -	\$ -	\$ 25,094
Breakfast	-	-	2,563	3,362	2,133	1,802	2,787	2,646	-	-	-	-	15,292
Lunch	-	-	11,161	12,263	10,440	7,304	12,962	10,923	9,393	-	-	-	74,446
Milk	-	-	2,016	1,871	1,624	1,363	1,929	1,653	-	-	-	-	10,455
FFVP	-	-	1,822	1,519	1,832	1,368	1,458	1,596	-	-	-	-	9,596
USDA Commodities	-	-	-	-	-	-	-	-	-	-	-	-	-
Supplies	-	-	2,765	-	-	-	29	-	-	-	-	-	-
Dues & Membership	-	-	-	60	-	-	-	-	15	-	-	-	2,818
Capital Assets	-	-	-	-	-	-	-	-	-	-	-	-	60
Total Expenditures	\$ 493	\$ 1,013	\$ 23,502	\$ 22,914	\$ 19,891	\$ 14,968	\$ 22,069	\$ 20,556	\$ 17,263	\$ 4,906	\$ -	\$ -	\$ 4,906
Change in Fund Balance	\$ (493)	\$ (1,013)	\$ (3,726)	\$ 927	\$ 940	\$ 1,392	\$ 828	\$ 754	\$ (17,263)	\$ -	\$ -	\$ -	\$ (17,652)

Post Date	Acct Nbr	Description	Amount
03/11/2020	01 E 005 110 000 000 401	FY20 Duplicate payment - 4imprint	253.98
03/11/2020	01 E 010 605 000 000 380	FY20 Wells Fargo Leasing Refund	625.92
03/11/2020	01 L 215 11	FY20 Horrace Mann Return of Contributio	45.00
03/11/2020	01 R 005 000 000 372 071	FY20 MA IEP Reimbursement	276.76
03/11/2020	01 R 005 000 000 372 071	FY20 MA IEP reimbursement	893.18
03/13/2020	01 R 005 000 000 000 201	FY20 Trust Land Endowment	4054.35
03/13/2020	01 R 005 000 000 000 211	FY20 General Eduaction	88675.92
03/31/2020	01 R 005 000 000 000 211	FY20 General Education	52820.33
03/31/2020	01 R 005 000 000 000 212	FY20 Literacy Incentive	6587.44
03/31/2020	01 R 005 000 000 740 360	FY20 Special Education	29481.31
03/31/2020	02 R 005 770 000 701 300	FY20 State Lunch	438.75
03/31/2020	02 R 005 770 000 701 471	FY20 HHFKA Lunch	245.70
03/31/2020	02 R 005 770 000 701 471	FY20 Regular Lunch	1193.40
03/31/2020	02 R 005 770 000 701 472	FY20 Free and Reduced Lunch	10845.90
03/31/2020	02 R 005 770 000 703 300	FY20 State Milk	35.60
03/31/2020	02 R 005 770 000 705 476	FY20 Breakfast	6954.20
03/31/2020	02 R 005 770 000 706 471	FY20 FFVP	1596.32
Total for Cash Receipts			205024.06

CHECK DATE	CHECK NUMBER	VENDOR	INVOICE DESCRIPTION	AMOUNT
03/02/2020	201900576	Amazon.com	Cable cord	6.79
03/02/2020	201900564	Facebook	Facebook Ads	72.58
03/02/2020	201900605	St. Cloud Times	Marketing	9.99
03/03/2020	201900561	Adobe Systems Inc	Subscription renewal	16.13
03/04/2020	43913	Cintas	Mops, rags, towels and mats	201.38
03/04/2020	43913	Cintas	Mops, rags, towels and mats	70.26
03/04/2020	43911	ESI	Payroll accrual	500.00
03/04/2020	43912	Horace Mann Life Ins	Payroll accrual	190.00
03/04/2020	201900575	Best Buy	Contral renewal	215.24
03/05/2020	201900562	McGraw-Hill Schools	Math Rulers	44.91
03/06/2020	201900577	Hanover Insurance Gr	commercial ins instal	1,079.86
03/10/2020	2308	BCA	Background Checks	45.00
03/10/2020	201900566	Amazon.com	Classroom supplies	83.19
03/10/2020	201900567	Amazon.com	Classroom supplies	36.91
03/10/2020	201900563	TeachersPayTeachers	Positive Behavior Management	8.61
03/11/2020	201900568	Amazon.com	Office Supplies	47.19
03/11/2020	201900569	Amazon.com	Art supplies	102.97
03/12/2020	201900580	Bergan	TLM Billing	244.00
03/12/2020	201900578	Deerwood Bank	Charge back fee	4.00
03/12/2020	201900579	Deerwood Bank	Charge Back: stop payment fee	45.00
			Horrace Mann	
03/12/2020	201900595	GIS Benefits	March Dental, Life, LTD,STD, Voluntary Life	2,281.57
03/12/2020	201900573	HEALTHPARTNERS	April Health Insurance	14,098.01
03/13/2020	201900556	Internal Revenue Ser	Payroll accrual	5,136.84
03/13/2020	201900556	Internal Revenue Ser	Payroll accrual	4,975.22
03/13/2020	201900556	Internal Revenue Ser	Payroll accrual	1,163.58
03/13/2020	201900556	Internal Revenue Ser	Payroll accrual	4,975.22
03/13/2020	201900556	Internal Revenue Ser	Payroll accrual	1,163.58
03/13/2020	201900557	MN Dept of Revenue	Payroll accrual	2,487.33
03/13/2020	201900558	Public Employees Ret	Payroll accrual	2,123.62
03/13/2020	201900558	Public Employees Ret	Payroll accrual	2,450.32
03/13/2020	201900559	Select Account	Payroll accrual	391.67
03/13/2020	201900560	Teachers Retirement	Payroll accrual	3,655.21
03/13/2020	201900560	Teachers Retirement	Payroll accrual	3,859.84
03/13/2020	201900570	Amazon.com	Power supply for ACER desktop	21.88
03/13/2020	201900572	SAM'S CLUB	Janitorial supplies: paper towels, kleenex, cleaners	192.72
03/13/2020	201900571	Walmart	STEM Day Supplies	34.13
03/16/2020	43914	BerganKDV Outsourced	March Financial Management and Accounting Services	5,260.00
03/16/2020	43915	cmERDC	Copier Count Billing	935.78
03/16/2020	43916	Dakota Academic Cons	ERate Consulting FY20-21	1,050.00
03/16/2020	43917	Dell Financial Servi	3/1-3/31/20 Copmuter Lease Agreement	437.55
03/16/2020	43918	Fish, Tom	February Milk	1,653.00
03/16/2020	43919	GK Consulting LLC	It Tech Consultant	172.50
03/16/2020	43920	Kraus-Anderson Insur	April HR Services	250.00
03/16/2020	43921	Leighton Broadcastin	February Radio Broadcasting	2,536.00
03/16/2020	43921	Leighton Broadcastin	01/27-02/12/2020 Radio Broadcasting	1,680.00
03/16/2020	43922	Peterson, Kelly	OT/PT Services	150.00
03/16/2020	43923	Safeguard Security I	March Alarm Monitoring	39.95
03/16/2020	43924	Webstrurant	Can Opener and Colander Set	4,921.94
03/16/2020	43925	West Central Sanitat	March Refuse and Recycling	382.15
03/16/2020	43926	Xcel Energy	1/30-3/20/20 Gas and	2,179.24

CHECK DATE	CHECK NUMBER	VENDOR	INVOICE DESCRIPTION	AMOUNT
			Electricity	
03/16/2020	201900590	Menards	Lysol Spracy/Wipes	1,118.40
03/16/2020	201900588	SAM'S CLUB	Ziploc bags for distance learning	149.26
03/17/2020	201900586	SAM'S CLUB	Ziploc bags for distance learning	114.74
03/19/2020	43927	Accident Fund	4th premium payment	3,799.75
03/19/2020	43928	Arrow Ace Hardware	Cleaning Supplies/Peroxide	70.62
03/19/2020	43928	Arrow Ace Hardware	Cleaning Supplies/Peroxide	5.18
03/19/2020	43929	Cintas	Mops, Rags, Towels and Mats	210.22
03/19/2020	43929	Cintas	Mops, Rags, Towels and Mats	70.26
03/19/2020	43929	Cintas	Mops, Rags, Towels and Mats	201.38
03/19/2020	43930	City of St. Cloud	12/3-2/3/2020 Water and sewer charge	482.02
03/19/2020	43936	ESI	Payroll accrual	500.00
03/19/2020	43931	Follett School Solut	Library Labels	192.02
03/19/2020	43937	Horace Mann Life Ins	Payroll accrual	190.00
03/19/2020	43938	Johnson, Alex	Reissue check#43464- Stale Dated Payroll check	1,239.52
03/19/2020	43932	Menards	Plywood/Hardware	136.99
03/19/2020	43932	Menards	Plywood/Hardware	17.35
03/19/2020	43933	New Horizon Foods	March Meals	14,285.52
03/19/2020	43934	TriMark	Janitorial Supplies	400.70
03/19/2020	43934	TriMark	Janitorial Supplies	49.98
03/19/2020	43935	Wells Fargo Financia	Copier lease	145.68
03/19/2020	201900565	Aflac	February Voluntary Life Insurancw	430.32
03/19/2020	201900584	FaceTime Business Re	T-Shirts	185.00
03/19/2020	201900581	TeachersPayTeachers	Teacher Supplies	8.35
03/19/2020	201900585	Zoom Video Communica	Video Conference Subscription	16.13
03/20/2020	201900597	Walmart	Picture frames	27.75
03/21/2020	201900587	SAM'S CLUB	Ziploc bags for distance learning	139.82
03/22/2020	201900582	Amazon.com	Labels/Pencils/Batteries	45.98
03/22/2020	201900583	Amazon.com	Labels/Pencils/Batteries	40.43
03/22/2020	201900591	Walmart	Storage Tubs for Distance Learning	87.02
03/22/2020	201900592	Walmart	Storage Tubs for Distance Learning	37.71
03/22/2020	201900593	Walmart	Storage Tubs for Distance Learning	118.70
03/23/2020	201900574	Charter Communicatio	March phone/internet	464.93
03/23/2020	201900589	Home Depot	Storage tubs for distance learning	300.56
03/23/2020	201900594	Walmart	Storage Tubs for Distance Learning	359.75
03/26/2020	43939	18th Street Campus,	April Lease and CAM charges	34,444.00
03/26/2020	43940	cmERDC	NonLatex Gloves	32.90
03/26/2020	43941	GK Consulting LLC	IT Consulting	1,240.23
03/26/2020	43942	JMC Minneapolis/St.	Adding Lunch module for FY20/21	480.02
03/26/2020	43943	Menards	Bleach and Storage bags	38.10
03/26/2020	201900598	Amazon.com	2 - 5pack wall chargers	29.98
03/26/2020	201900599	Amazon.com	2 - 5pack wall chargers	29.98
03/26/2020	201900600	Amazon.com	3 - Apple iPads	837.00
03/26/2020	201900596	Walmart	Bags of Ice	14.08

CHECK DATE	CHECK NUMBER	VENDOR	INVOICE DESCRIPTION	AMOUNT
03/27/2020	201900601	USPS	Ship homework tub to a student - Covid 19	11.95
03/30/2020	201900602	Deerwood Bank	Positive Pay Fee	35.00
03/30/2020	201900603	Deerwood Bank	ACH Processing Fee	35.00
03/30/2020	201900604	GIS Benefits	April Dental, Vision, Life, Voluntary Life, ADD, Cobra Fees	2,303.59
03/30/2020	201900606	St. Cloud Times	Marketing	9.99
03/31/2020	201900607	Internal Revenue Ser	Payroll accrual	4,113.65
03/31/2020	201900607	Internal Revenue Ser	Payroll accrual	4,054.67
03/31/2020	201900607	Internal Revenue Ser	Payroll accrual	948.28
03/31/2020	201900607	Internal Revenue Ser	Payroll accrual	4,054.67
03/31/2020	201900607	Internal Revenue Ser	Payroll accrual	948.28
03/31/2020	201900608	MN Dept of Revenue	Payroll accrual	1,996.44
03/31/2020	201900609	Public Employees Ret	Payroll accrual	1,288.04
03/31/2020	201900609	Public Employees Ret	Payroll accrual	1,486.20
03/31/2020	201900610	Select Account	Payroll accrual	391.67
03/31/2020	201900611	Teachers Retirement	Payroll accrual	3,497.02
03/31/2020	201900611	Teachers Retirement	Payroll accrual	3,692.79
Totals for checks				165,338.43

Post Date	Acct Nbr	Description	Amount
3/10/2020	01 L 215 10	FY20 February Dental/Vision/Vol Life/LIFE/LTD/STD/Fees	-1876.26
3/10/2020	01 L 215 09	FY20 February Dental/Vision/Vol Life/LIFE/LTD/STD/Fees	854.94
3/10/2020	01 L 215 17	FY20 February Dental/Vision/Vol Life/LIFE/LTD/STD/Fees	182.09
3/10/2020	01 L 215 20	FY20 February Dental/Vision/Vol Life/LIFE/LTD/STD/Fees	117.33
3/10/2020	01 L 215 13	FY20 February Dental/Vision/Vol Life/LIFE/LTD/STD/Fees	671.90
3/10/2020	01 E 005 110 000 000 305	FY20 February Dental/Vision/Vol Life/LIFE/LTD/STD/Fees	50.00
3/18/2020	01 E 010 203 000 000 401	FY20 Void Stale Dated Check#41545	-6.84
3/18/2020	01 E 010 203 000 000 401	FY20 Void Stale Dated Check#41565	-9.12
3/18/2020	01 E 005 810 000 000 330	FY20 Void Stale Dated Check#42003	-327.73
3/18/2020	01 E 010 720 000 000 401	FY20 Void Stale Dated Check#43325	-291.78
3/18/2020	01 A 101 00	FY20 Stale Dated Checks	635.47
3/19/2020	01 E 010 203 000 000 161	Clear Stale Dated Chk#20839	-36.27
3/19/2020	01 E 010 203 000 000 146	Clear Stale Dated Chk#20858	-33.05
3/19/2020	01 E 010 203 000 000 145	Clear Stale Dated Chk#20876	-318.18
3/19/2020	01 E 005 810 000 000 170	Clear Stale Dated Chk#43411	-12.87
3/19/2020	01 A 101 00	Clean up Stale Dated Checks	400.37
3/19/2020	01 E 010 240 000 000 140	Reissue Stale Date Check#43464 A Johnson	-1239.52
3/19/2020	01 A 101 00	Reissue Stale Date Check#43464 A Johnson	1239.52
3/31/2020	01 E 010 203 000 000 899	03.02.20 Best Buy	118.38
3/31/2020	01 E 010 203 000 000 899	03.30.20 Survey Monkey	900.00
3/31/2020	01 E 010 203 000 000 899	03.11.20 Manual chk#2310	950.00
3/31/2020	01 A 101 00	Posting March Missing Bank Activity to 899	-1968.38

Total for Journal Entries

0.00