

St. Cloud Math and Science Academy Board of Directors

Charter School #4223

Board Minutes


Virtual Meeting via ZOOM

1025 18th St. N

St. Cloud, MN 56303

May 19, 2021

4:30 - ~6:00 pm



Topic: May 19, 2021 Board Meeting

Time: May 19, 2021 4:30 PM Central Time (US and Canada)

Join Zoom Meeting: <https://us02web.zoom.us/j/89937537787?pwd=SE1OOHZmV21ObjRjaXFIRHMwbitydz09>

1. Call to Order at 4:30pm

Reading and Reflection on the school's Mission Statement: **With kindness and respect as our foundation, our highly skilled educators prepare students to become lifelong learners through the integrated instruction of Science, Technology, Engineering and Math in a safe and caring environment.**

2. ROLL CALL PRESENT/ ABSENT: Mohamad Ali –absent, Amy Cross –present, Alex Johnson –present, Michael Mullin- present, Andrew Schultz –present, Mary White-Levilain-present

**** Quorum has been met**

Staff and/or Guests present – Tammy Bengtson, Jill Waldvogel, Janette Yiran, Meghan Schneider, Chuck Herdegen- note for the record and anyone wishing to speak (10.a.1.)

3. Conflict of Interest Declarations: none

4. CONSENT AGENDA:

The consent agenda consists of routine matters that the Board considers without debate. Any Director may remove an item from the consent agenda and add it to the ACTION ITEMS by requesting removal of the item at the time the consent agenda is moved for approval. (Roll Call)

- April 21, 2021 Board Minutes
- Today's Board Meeting Agenda

- a. Alex Johnson motions to approve the April Board Minutes and the May Board Agenda, Amy Cross seconds the motion
- b. Roll Call - Amy Cross- aye, Alex Johnson -aye, Michael Mullin- aye, Andrew Schultz- aye, Mary White- Levilain- aye, 5/5 motion carries

5. Program Report(s)

- a. **Megan Schneider – Special Education** -- Guest Teacher/ Staff, Welcome

- i. Special Education students attended daycare during distance learning which was very helpful since a lot of those students struggled with distance learning
 - ii. Working on behavior plans for the students that need them
 - iii. 12 students K-6 on her caseload
 - b. Novation Education Opportunities report/comments – Wendy Swanson-Choi-
none
- 6. Executive Director/ Principal Report – Tammy Bengtson
 - a. Enrollment Report
 - i. currently at 239 students
 - b. Update on Success Academy @ Wilson School- our reading intervention teacher called asking about a job, they have not hired any teachers, asked for her help to hire teachers
 - c. Sargent Tad Hoeschen from the St. Cloud Police Department came to our school on Thursday May 13th to guide us on Active Threat Planning
 - i. Changing from ALICE to Run, Hide, Fight
 - ii. Slowly training our students on Active Threat Drills
 - iii. He will be returning in August to train all staff once our Safety Plan is rewritten
 - d. Professional Video was filmed on our last STEM day- should be done soon
 - e. Hired a 5th Grade Teacher for next year- Gabe
 - f. There is a new Special Education student next year and we are looking to hire a ½ time Special Education/ ELL teacher
 - g. 112 students will be attending summer school
 - i. Teachers are given 3-5 hour days to prepare
- 7. Annual Report from Dean of Students – Janette Yiran
 - a. **Outstanding Behaviors**

Hybrid and Distance Learning: Disruption and distraction of peers in zoom classrooms, inappropriate chats-texts, name-calling, refusing to do work; incomplete work

In-Person Referrals K-2: Minimal

Typical referrals in 2nd grade came from undiagnosed SPED students: defiance, disruption, disrespect,

3rd grade: Anger, Name-calling, fighting, intolerance/retaliation,

4th Grade: Minimal, 2 students: Switch from In-person to Distance Learning due to Behavior

5th/6th Grade: Name-Calling, Disruption; rude and Disrespectful to teachers; fighting; peer pressure.

Schoolwide: Disruption, anger outbursts, SPED (running out of classroom...); inappropriate chat room language-tech violation, Peer pressure-upper grades; Disrespect to teachers; Bus Referrals & Suspensions
 - b. Behavior Room-Referral and Discipline Procedure

5-Minute Walk Down Limit, 30 Minute Timer: Stop. Think. Choose, An additional 5 minutes for every redirection
NO TALKING TO STAFF UNTIL PROCESSING IS INITIATED BY BEHAVIOR ROOM STAFF.
Consequence: 5 additional minutes; possibly MORE!

- c. Leadership Program- 4-6th Grade: Bus Patrol
 - i. To build and inspire our future leaders, excelling students are recommended by 4th-6th grade teachers to serve as bus leaders. This program serves 2 purposes
 - ii. To promote academic excellence and instill a sense of leadership and recognition in our youth
 - iii. A proactive measure to address simmering behavior issues in our older students, hold them accountable, and model leadership by example.

Annual Meeting: Called to order at 5:00pm

- a. Roll call: Mahamed Ali- absent, Amy Cross- present, Alex Johnson- present, Michael Mullin- present, Andrew Schultz- present, Mary White-Levilain- present
** Quorum has been met
- b. Alex Johnson motions to approve the May 2020 Annual Minutes, Andrew Schultz seconds the motion
 - i. Roll Call - Amy Cross- aye, Alex Johnson -aye, Michael Mullin- aye, Andrew Schultz- aye, Mary White- Levilain- aye, 5/5 motion carries
- c. Alex Johnson Motions to approve the May 2021 Annual meeting Agenda, Andrew Schultz seconds the motion
 - ii. Roll Call - Amy Cross- aye, Alex Johnson -aye, Michael Mullin- aye, Andrew Schultz- aye, Mary White- Levilain- aye, 5/5 motion carries
- d. Elections : all ballots were counted:
 - i. Mahamed Ali: 63 votes
 - ii. Amy Cross: 65 votes
 - iii: Mary White-Levilain: 63 votes
 - iv: A motion to validate the election results reported by Andrew Schultz made by Alex Johnson, seconded by Mary White-Levilain
 - v. Roll Call - Amy Cross- aye, Alex Johnson -aye, Michael Mullin- aye, Andrew Schultz- aye, Mary White- Levilain- aye, 5/5 motion carries

Closed Annual Meeting at 5:08pm

- 8. Student Progress Report – Jill Waldvogel
 - a. started Spring benchmarking (FAST bridge), reading is stronger than math
 - b. Reading Corps- 89% of students are exceeding their goals
- 9. Standing Committee Reports (Please provide relevant documents prior to the meeting)
- A. Finance Committee Report – Amy Cross/ Mary White-Levilain
 - a. April 2021 Financial Statements and Management Reports
 - i. Budgeting for 229 ADM, as of March 30th membership was at 237
 - ii. The working budget for 2020-2021 projects an annual surplus

- iii. Projected Days Cash on Hand is 141 days
 - b. Projections for the remainder of the fiscal year
 - i. the school is right on track with 83% of expenditures spent year to date, compared to 79% of the fiscal year completed
 - c. Proposed DRAFT of 2022 Operating Budget (Discussion)
 - i. budgeting for 250 students
 - ii. Chuck suggests saving ESSER 3 Grant for 2022-2023
- B. Educational Programs and Accountability Report – Andrew Schultz
 - a. Parent Zoom meeting May 25th
 - i. share our professional video
 - b. Last day of school
 - i. fun, COVID friendly rotations using playgrounds, gym, and Whitney Park
 - ii. 6th Grade graduation will be held outside in the bus chute
 - iii. Ron Clark Academy training
 - 1. Professional development for fall
- C. Facilities Committee Report – Michael Mullin
 - a. Small playground is going to have to be replaced
- D. Executive Committee Report – Michael Mullin- none

10. Action Items:

- a. Consideration of April 2021 Financial Statements
 - i. Andrew Schultz motions to accept the April 2021 financial statements, Alex Johnson seconds the motion
 - ii. Roll Call- Amy Cross- aye, Alex Johnson -aye, Michael Mullin- aye, Andrew Schultz- aye, Mary White- Levilain- aye, 5/5 motion carries
- b. Consideration of REVISED fiscal year 2021 budget
 - i. Alex Johnson motions to adopt the Revised 2021 Fiscal Year Budget, Amy Cross seconds the motion
 - ii. Roll Call - Amy Cross- aye, Alex Johnson -aye, Michael Mullin- aye, Andrew Schultz- aye, Mary White- Levilain- aye, 5/5 motion carries
- c. Consideration of fiscal year 2022 operating budget
 - i. Amy Cross motions to adopt and approve the 2022 Operating Budget, Andrew Schultz seconds the motion
 - ii. Roll Call - Amy Cross- aye, Alex Johnson -aye, Michael Mullin- aye, Andrew Schultz- aye, Mary White- Levilain- aye, 5/5 motion carries
- d. Consideration of calendar for fiscal year 2022
 - i. 4 digital learning days - practicing for “Snow days”
 - ii. Andrew Schultz motions to adopt the Calendar for 2021-2022 School year as presented, Alex Johnson seconds the motion
 - iii. Roll Call - Amy Cross- aye, Alex Johnson -aye, Michael Mullin- aye, Andrew Schultz- aye, Mary White- Levilain- aye, 5/5 motion carries

11. EXECUTIVE SESSION (Closed to non-Board Members)

- a. **Consideration of the Performance Review for the Executive Director/Principal**
- b. **BOARD ACTION:** RESOLVED, “Tammy Bengtson is commended for her overall exemplary performance as Director/ Principal of St. Cloud Math and Science Academy Charter School #4223 and is hereby provided with a three percent

(3%) increase in salary and related applicable benefits consistent with lawful school policies and practices for school year 2021-2022 over and above her 2020-2021 compensation. Additionally, the Board hereby authorizes and awards, at her option, a one-time employer one-to-one (1:1) match to Tammy's 403 (b) retirement account consistent with her voluntary contribution of up to \$2,400 within the contract year."

12. Any further business
- a. Public Comment, if any (Please register in advance of the meeting): none
 - i. List guests who wish to speak/ did speak: none

13. Announce date/ time of next meeting: August 25, 2021

14. Adjourn

2021-2022 St. Cloud Math and Science Academy Charter School #4223
Board Meeting Calendar -- Tentative/ Policy Review Schedule – Subject to change

| Board Meeting Date | Policy to Review |
|--------------------------------------|------------------------------------|
| August 18, 2021 4:30 PM | TBD |
| *September 22, 2021 4:30 PM * | TBD |
| October 20, 2021 4:30 PM | TBD |
| November 17, 2021 4:30 PM | Auditor's Report for June 30, 2021 |
| January 19, 2022 4:30 PM | TBD |
| February 16, 2022 4:30 PM | TBD |
| March 23, 2022 4:30 PM | TBD |
| April 20, 2022 4:30 PM | TBD |
| May 18, 2022 4:30 PM | TBD |
| May 18, 2022 = Annual Meeting | Election of Directors |

DRAFT Minutes Respectfully Submitted by Recording Secretary/ Clerk, Kim Hess

Certified/ Approved: Mary White-Levilain, Board Secretary



ST. CLOUD
MATH AND SCIENCE
ACADEMY
ISD 4223

St. Cloud Math & Science Academy
St. Cloud, MN
District 4223

Financial Statements

May 31, 2021

bergankdv | **DO MORE.**

Prepared by:
Chuck Herdegen
Outsourced CFO
June 18, 2021

**St. Cloud Math & Science Academy
St. Cloud, MN
May 31, 2021 Financial Statements**

Table of Contents

| | |
|--|----|
| Executive Summary | 3 |
| Dashboard | 5 |
| Balance Sheet | 7 |
| Statement of Revenues and Expenditures | 8 |
| Cash Flow Projection | 11 |
| Enrollment | 12 |

St. Cloud Math & Science Academy
St. Cloud, MN
May 31, 2021 Financial Statements
Executive Summary

Summary of Key Indicators

- The School is currently budgeting 229 students in Average Daily Membership (ADM). Actual Membership as of the June MARSS data submission was 231.47 ADM, meaning that the school exceeded its enrollment target for the year. An enrollment summary is presented on page 12 with actual enrollment amounts and ADM for each month through the date of this report.
- The revised budget for 2020-2021 projects an annual surplus (revenues to exceed expenditures) in all funds in the amount of \$464,451 (due in part to the receipt of a federal Payroll Protection Program loan in the amount of \$428,905). The year end projected cumulative fund balance is \$1,560,422, or 44% of total budgeted expenditures.
- Overall, the school is right on track with 88.5% of expenditures spent year to date, compared to 91.67% of the fiscal year completed.
- Projected Days Cash on Hand is 141 days.

Balance Sheet

The beginning balances shown on the Balance Sheet are based on the audited ending information as of June 30, 2020.

The cash balance at the end of the month was \$1,311,388.

The School began receiving State aid holdback payments for FY 2019-2020 in August. Total state aids for last year were overestimated by \$12,358 and this amount is reflected in current year revenues.

The State holdback for the current fiscal year is estimated to be a receivable of \$263,313 at the time of this report. The holdback amount is approximately 10% of total state aids. This holdback amount will be paid back to the School in fiscal year 2022.

Salaries and Wages Payable represents the proportion amount as of this reporting period owed to staff who receive a paycheck during the summer. This is an estimated amount, and the actual amount will be calculated on or near June 30.

Accounts Payable represent amounts due for invoices received but not paid as of the end of the period.

Balance Sheet (Continued)

Payroll Deductions and Contributions (Owed) represents the proportion amount as of this reporting period owed to staff who receive a paycheck during the summer. This is an estimate amount, and the actual amount will be calculated on or near June 30.

Statement of Revenue and Expenditures

This report shows the original budget approved, the revised budget, and year to date activity (revenues and expenditures).

The revised budget in the Statement of Revenue and Expenditures has been adjusted to reflect current year activity and projections.

Cash Flow Projection

- No significant changes to the cash flow projection this month.

Other Items

- No significant transactions to note this month.

Supplemental Information

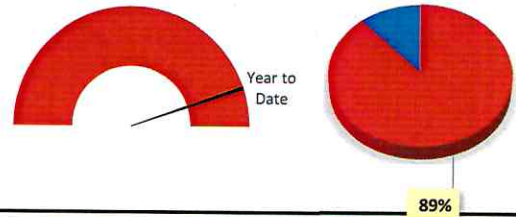
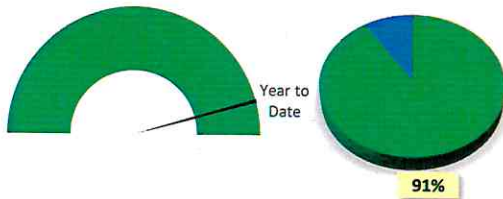
A separate Management Report is provided, which shows checks that were written during the month, receipts that were accounted for, journal entry transactions that were recorded, contracted services details, and food service details.

Please feel free to contact Chuck Herdegen chuck.herdegen@bergankdv.com should you have questions related to the financial statements.

St. Cloud Math and Science Academy
St. Cloud, MN
Financial Statements Dashboard
May 31, 2021

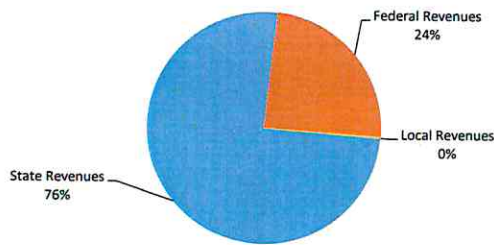
Financial Summary - Budgeted Amounts and Year to Date Activity

| <i>Resources to Operate Programs (Revenues):</i> | | <i>Funds Used to Provide Programs and Services (Expenses):</i> | | <i>Excess / Deficit</i> |
|--|-------------|--|-------------|-------------------------|
| Approved Budget | \$3,608,337 | Approved Budget | \$3,597,583 | \$10,754 |
| Revised Budget | \$3,997,076 | Revised Budget | \$3,532,625 | \$464,451 |
| Year to Date | \$3,625,049 | Year to Date | \$3,127,623 | \$497,427 |
| | | 90.69% | | 88.54% |

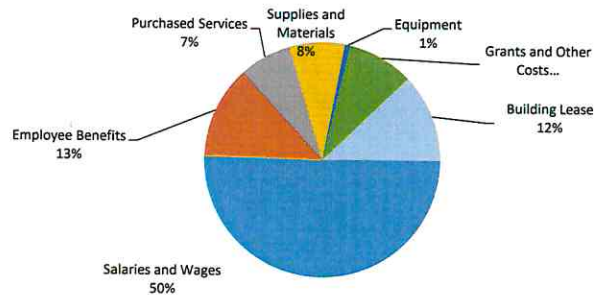


Budgets for the Year

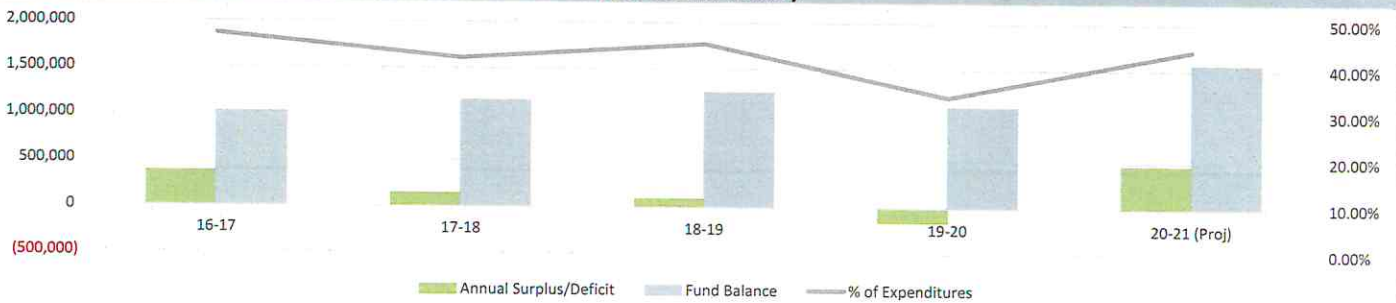
Where funds will come from to operate the school:



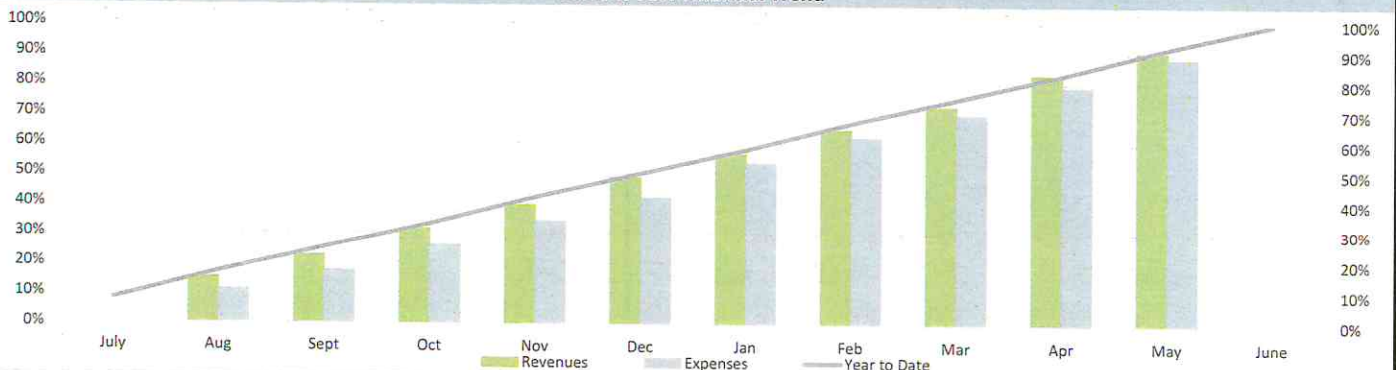
How the money is budgeted to be spent:

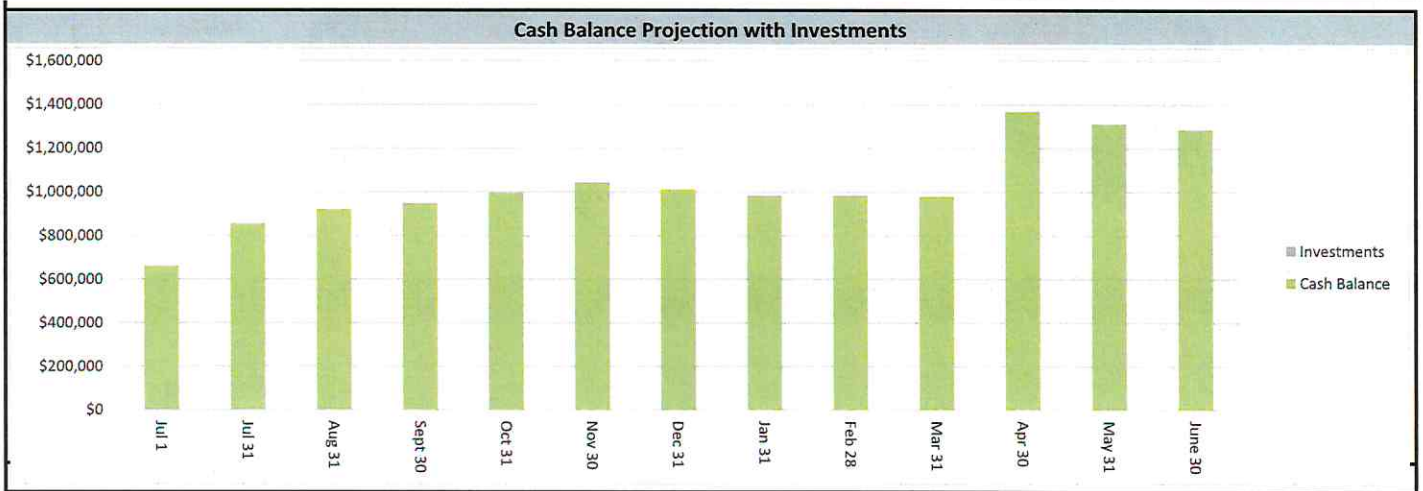
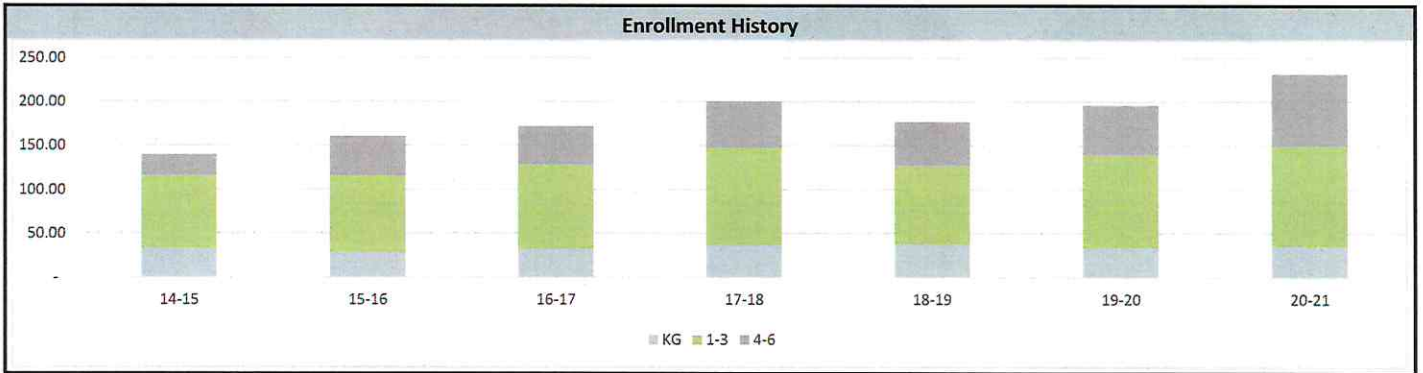
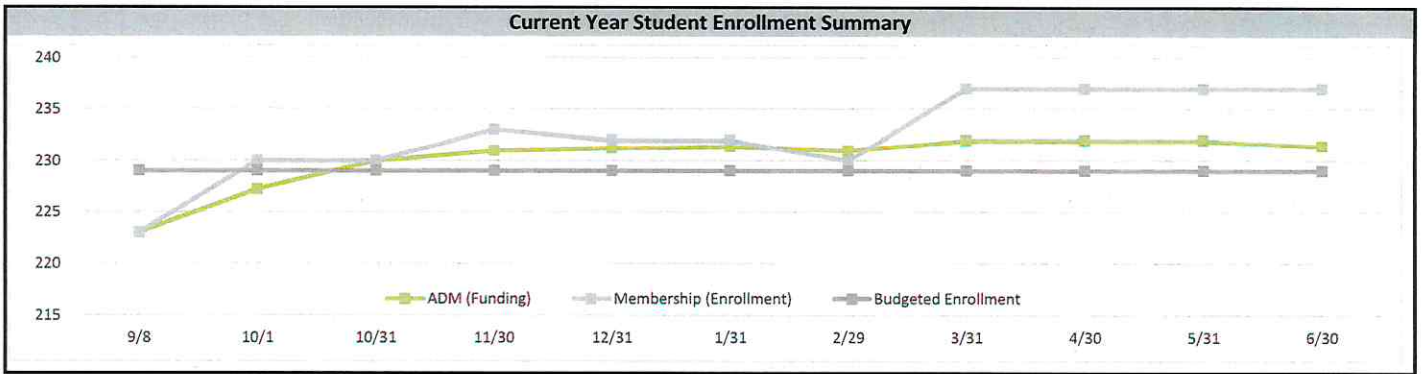


Fund Balance History



Current Year Financial Trend





St. Cloud Math and Science Academy
St. Cloud, MN
Balance Sheet
May 31, 2021

| | Audited Balance June 30, 2020 | Ending Balance |
|--|--|---------------------------|
| Assets | | |
| Cash and Investments | \$ 661,722 | \$ 1,311,388 |
| Accounts Receivable | 5,567 | 6,094 |
| State Aids Receivable | 538,078 | - |
| Current Year State Holdback Receivable | | 263,313 |
| Federal Aids Receivable | 19,351 | 95,063 |
| Prepaid Expenses and Deposits | 51,184 | 41,255 |
| Payroll Deductions and Contributions (Prepaid) | - | - |
| | <hr/> | <hr/> |
| Total All Assets | \$ 1,275,901 | \$ 1,717,113 |
| Liabilities and Fund Balance | | |
| Current liabilities | | |
| Salaries and Wages Payable | \$ 83,372 | \$ 129,014 |
| Accounts Payable | 29,050 | 500 |
| Payroll Deductions and Contributions (Owed) | 67,509 | (5,798) |
| Total current liabilities | <hr/> 179,931 | <hr/> 123,716 |
| Fund balance | | |
| Fund balance 07-01-2020 | \$ 1,095,971 | \$ 1,095,971 |
| Net income to date | | 497,427 |
| Total fund balance | <hr/> 1,095,971 | <hr/> 1,593,397 |
| | <hr/> | <hr/> |
| Total liabilities and fund balance | \$ 1,275,901 | \$ 1,717,113 |

Management has elected to omit substantially all disclosures, government-wide financial statements and required supplementary information.

St. Cloud Math and Science Academy
St. Cloud, MN
Statement of Revenues and Expenditures
May 31, 2021

| | | | | Months: 11 | 91.67% |
|--|--|--|---|--------------------------|------------------------------------|
| | FY 2020 Audited Actuals 196 ADM | FY 2021 Original Budget 229 ADM | FY 2021 Revised Budget 229 ADM | Year to Date Activity | Percent of Revised Budget |
| General Fund - 01 | | | | | |
| Revenues | | | | | |
| State Revenues | | | | | |
| General Education Aid | \$ 1,972,066 | \$ 2,310,941 | \$ 2,308,280 | \$ 2,116,600 | 91.7% |
| Charter School Lease Aid | 258,911 | 300,906 | 300,906 | 98,283 | 32.7% |
| Long Term Facilities Maintenance Aid | 26,009 | 30,228 | 30,228 | - | 0.0% |
| Literacy Incentive Aid | 11,117 | 11,117 | 11,117 | 9,979 | 89.8% |
| Safe School Supplemental Aid | 6,942 | - | - | - | n/a |
| School Land Trust Endowment Aid | 7,964 | 6,483 | 8,255 | 8,255 | 100.0% |
| Special Education Aid | 405,524 | 517,146 | 352,072 | 264,211 | 75.0% |
| Prior Year Adjustments | 10,335 | - | - | (12,358) | n/a |
| Estimated State Holdback Amount | - | - | - | 263,313 | n/a |
| Total State Revenues | 2,698,868 | 3,176,821 | 3,010,858 | 2,748,283 | 91.3% |
| Federal Revenues | | | | | |
| Federal Title I | 74,497 | 101,005 | 79,698 | 70,283 | 88.2% |
| Federal Title II | 4,920 | 10,671 | 9,876 | 7,104 | 71.9% |
| Federal Title III | 27,061 | 21,682 | 19,993 | 17,160 | 85.8% |
| Federal Title IV | 20,000 | - | - | - | 0.0% |
| Federal Special Education | 30,445 | 35,753 | 28,889 | 43,474 | 150.5% |
| Federal CEIS | - | 6,323 | 5,170 | 5,170 | 100.0% |
| Federal GEER/ESSER | - | - | 101,816 | 9,613 | 9.4% |
| Federal CRF | - | - | 72,976 | 72,976 | 100.0% |
| Federal Other CRF | - | - | 19,716 | 19,716 | 100.0% |
| Federal Payroll Protection Loan Proceeds | - | - | 428,905 | 428,905 | 100.0% |
| Federal Other | 3,095 | 4,876 | 4,876 | 10,800 | 221.5% |
| Total Federal Revenues | 160,018 | 180,310 | 771,915 | 685,200 | 88.8% |
| Local Revenues | | | | | |
| Fees from Students | - | - | 2,700 | 2,799 | 103.7% |
| Medical Assistance | 3,928 | 3,500 | 2,500 | 3,786 | 151.5% |
| Contributions and Gifts, Grants | 2,516 | - | 1,000 | 1,000 | 100.0% |
| E-Rate Revenues | 3,507 | 2,106 | 2,106 | - | 0.0% |
| Miscellaneous Revenues | 19 | - | 694 | 1,790 | 257.9% |
| Total local revenues | 9,970 | 5,606 | 9,000 | 9,375 | 104.2% |
| Total Revenues | \$ 2,868,856 | \$ 3,362,737 | \$ 3,791,773 | \$ 3,442,858 | 90.8% |
| Expenditures | | | | | |
| Salaries and Wages | \$ 1,299,165 | \$ 1,392,347 | \$ 1,452,900 | \$ 1,319,365 | 90.8% |
| Employee Benefits | 348,730 | 360,079 | 390,000 | 336,485 | 86.3% |
| Contracted Services | 115,020 | 146,200 | 146,200 | 109,524 | 74.9% |
| Repairs and Technology Maintenance | 2,163 | 2,900 | 2,900 | 1,632 | 56.3% |
| Communication Services | 5,399 | 6,500 | 6,500 | 5,114 | 78.7% |
| Postage | 782 | 1,300 | 1,300 | 554 | 42.6% |
| Utilities | 40,371 | 40,800 | 40,800 | 37,980 | 93.1% |
| Property and Casualty Insurance | 16,821 | 17,200 | 17,200 | 16,520 | 96.1% |
| Repairs and Maintenance | 2,718 | 4,200 | 4,200 | 6,754 | 160.8% |
| Field Trip Transportation | 1,411 | 3,500 | 3,500 | 125 | 3.6% |
| Travel and Conferences | 4,683 | 4,200 | 4,200 | 7,017 | 167.1% |
| Field Trip Admissions | 496 | 3,435 | 500 | - | 0.0% |

St. Cloud Math and Science Academy
St. Cloud, MN
Statement of Revenues and Expenditures
May 31, 2021

| | FY 2020 Audited Actuals 196 ADM | FY 2021 Original Budget 229 ADM | FY 2021 Revised Budget 229 ADM | Months: 11 Year to Date Activity | 91.67% Percent of Revised Budget |
|----------------------------------|--|--|---|--|--|
| Building Lease | 403,656 | 431,892 | 431,892 | 395,901 | 91.7% |
| Other Rentals and Leases | 6,936 | 10,200 | 10,200 | 5,857 | 57.4% |
| Office Supplies/General Supplies | 22,580 | 26,400 | 26,400 | 17,405 | 65.9% |
| Maintenance Supplies | 20,755 | 29,900 | 14,900 | 13,194 | 88.6% |
| Non-Instructional Software | 13,372 | 16,800 | 14,800 | 12,870 | 87.0% |
| Instructional Software | 15,763 | 10,800 | 12,800 | 15,407 | 120.4% |
| Instructional Supplies | 19,973 | 22,900 | 22,900 | 25,884 | 113.0% |
| Noninstructional Technology | 133 | 700 | 700 | 775 | 110.7% |
| Instructional Technology | 34,772 | 23,760 | 3,760 | 4,973 | 132.3% |
| Textbooks and Workbooks | 14,631 | 22,381 | 7,381 | 3,000 | 40.7% |
| Media/Library Resources | 937 | 1,200 | 1,200 | 906 | 75.5% |
| Food | 2,325 | 3,100 | 3,100 | 2,010 | 64.8% |
| Furniture and Other Equipment | 23,300 | 19,300 | 19,300 | - | 0.0% |
| Dues and Memberships | 20,105 | 23,156 | 23,156 | 23,895 | 103.2% |
| Taxes and Assessments | - | - | - | (2,300) | 0.0% |
| Expenditures without invoices | - | - | - | 2 | 0.0% |
| Third Party Expenditures | - | 3,500 | 3,500 | - | 0.0% |
| State Special Education | | | | | |
| Salaries | 360,079 | 452,342 | 302,500 | 265,607 | 87.8% |
| Benefits | 64,494 | 82,168 | 56,400 | 45,846 | 81.3% |
| Other | 6,836 | 15,645 | 15,645 | 10,521 | 67.3% |
| Federal Programs | | | | | |
| Federal Title I | 74,497 | 101,005 | 79,698 | 70,283 | 88.2% |
| Federal Title II | 4,920 | 10,671 | 9,876 | 7,104 | 71.9% |
| Federal Title III | 27,061 | 21,682 | 19,993 | 17,160 | 85.8% |
| Federal Title IV | 20,000 | - | - | - | 0.0% |
| Federal Special Education | 30,445 | 35,753 | 28,889 | 43,474 | 150.5% |
| Federal CEIS | - | 6,323 | 5,170 | 5,170 | 100.0% |
| Federal GEER/ESSER | - | - | 51,816 | 9,613 | 18.6% |
| Federal CRF | - | - | 72,976 | 72,976 | 100.0% |
| Federal Other CRF | - | - | 19,716 | 19,716 | 100.0% |
| Federal Other | - | 4,876 | 4,876 | - | 0.0% |
| Transfer to food service fund | - | - | - | - | 0.0% |
| Total expenditures | \$ 3,025,328 | \$ 3,359,115 | \$ 3,333,744 | \$ 2,928,317 | 87.8% |
| General fund net income | \$ (156,473) | \$ 3,622 | \$ 458,029 | \$ 514,541 | |

St. Cloud Math and Science Academy
St. Cloud, MN
Statement of Revenues and Expenditures
May 31, 2021

| | | | | Months: 11 | 91.67% |
|---|--|--|---|--------------------------|------------------------------------|
| | FY 2020 Audited Actuals 196 ADM | FY 2021 Original Budget 229 ADM | FY 2021 Revised Budget 229 ADM | Year to Date Activity | Percent of Revised Budget |
| Food Services Fund - 02 | | | | | |
| Revenues | | | | | |
| State Revenues | \$ 2,984 | \$ 5,600 | \$ 3,043 | \$ 3,589 | 118.0% |
| Federal Revenues | 198,548 | 240,000 | 202,260 | 178,602 | 88.3% |
| Total revenues | \$ 201,531 | \$ 245,600 | \$ 205,303 | \$ 182,191 | 88.7% |
| Expenditures | | | | | |
| Salaries and Wages | \$ 25,400 | \$ 25,500 | \$ 25,908 | \$ 17,250 | 66.6% |
| Employee Benefits | 5,605 | 6,500 | 5,717 | 2,628 | 46.0% |
| Purchased Services | 40 | 100 | 100 | 75 | 75.0% |
| Supplies and Materials (Inc. Food and Milk) | 157,661 | 199,768 | 160,556 | 179,293 | 111.7% |
| Equipment | 6,435 | 6,500 | 6,500 | - | 0.0% |
| Dues and Memberships | 60 | 100 | 100 | 60 | 60.0% |
| Total Expenditures | \$ 195,202 | \$ 238,468 | \$ 198,881 | \$ 199,305 | 100.2% |
| Food Services Fund Net Income | \$ 6,330 | \$ 7,132 | \$ 6,422 | \$ (17,114) | |
| Total All Funds | | | | | |
| Revenues | | | | | |
| State Revenues | \$ 2,701,851 | \$ 3,182,421 | \$ 3,013,901 | \$ 2,751,872 | 91.3% |
| Federal Revenues | 358,566 | 420,310 | 974,175 | 863,802 | 88.7% |
| Local Revenues | 9,970 | 5,606 | 9,000 | 9,375 | 104.2% |
| Total Revenues | \$ 3,070,387 | \$ 3,608,337 | \$ 3,997,076 | \$ 3,625,049 | 90.7% |
| Expenditures | | | | | |
| Salaries and Wages | \$ 1,684,644 | \$ 1,870,189 | \$ 1,781,308 | \$ 1,602,221 | 90.0% |
| Employee Benefits | 418,829 | 448,747 | 452,117 | 384,959 | 85.2% |
| Purchased Services | 607,333 | 688,072 | 685,137 | 597,575 | 87.2% |
| Supplies and Materials | 302,902 | 357,709 | 268,497 | 275,716 | 102.7% |
| Equipment | 29,735 | 25,800 | 25,800 | - | 0.0% |
| Grants and Other Costs | 177,088 | 207,066 | 319,766 | 267,152 | 83.6% |
| Total Expenditures | \$ 3,220,530 | \$ 3,597,583 | \$ 3,532,625 | \$ 3,127,623 | 88.5% |
| Total Revenues All Funds | \$ 3,070,387 | \$ 3,608,337 | \$ 3,997,076 | \$ 3,625,049 | 90.7% |
| Total Expenditures All Funds | \$ 3,220,530 | \$ 3,597,583 | \$ 3,532,625 | \$ 3,127,623 | 88.5% |
| Net Income - All Funds | \$ (150,143) | \$ 10,754 | \$ 464,451 | \$ 497,427 | |

| | | | |
|---|---------------------|---------------------|---------------------|
| Beginning Fund Balance, All Funds, July 1, 2020 | \$ 1,246,113 | \$ 1,095,971 | \$ 1,095,971 |
| Projected Fund Balance, All Funds, June 30, 2021 | \$ 1,095,971 | \$ 1,106,725 | \$ 1,560,422 |
| Projected Fund Balance Percentage | 34% | 31% | 44% |

The Revised Budget estimates shown on this report are prepared using both the school's estimates and consultant estimates and are prepared for internal use only.

**St. Cloud Math and Science Academy
Cash Flow Projection Summary
2020-2021 School Year**

| Period Ending | Cash Inflows (Revenues) | | | | Total Receipts | Cash Outflows (Expenditures) | | | Cash Balance |
|---------------|-------------------------|----------------------|----------------|---------------------------------------|----------------|---|--|-------------------------------------|--------------|
| | State Aid Payments | Federal Aid Payments | Other Receipts | Prior Year State and Federal Holdback | | Salaries (Cash flow budgeted at Gross but updated at Net) | Other Expenses Actual Includes Benefits (Tax Payments, PERA, TRA) and AP | Total Expenses | |
| Jul 31 | \$ 199,668 | \$ - | \$ - | \$ 234,948 | \$ 434,616 | \$ 102,040 | \$ 138,041 | <i>Beginning Balance</i> \$ 240,081 | \$ 661,722 |
| Aug 31 | 199,863 | - | - | 97,156 | 297,019 | 101,089 | 131,538 | 232,626 | 856,256 |
| Sept 30 | 211,676 | - | 39 | 127,456 | 339,171 | 135,962 | 174,572 | 310,534 | 920,649 |
| Oct 31 | 292,593 | 20,189 | 456 | 61,714 | 374,951 | 167,870 | 158,813 | 326,683 | 949,286 |
| Nov 30 | 241,364 | 71,807 | 73 | (2) | 313,242 | 162,004 | 105,998 | 268,002 | 997,554 |
| Dec 31 | 228,428 | 39,975 | 4,976 | (6) | 273,373 | 162,010 | 141,825 | 303,836 | 1,042,794 |
| Jan 31 | 228,940 | 45,143 | 75 | 8,220 | 282,378 | 163,872 | 147,249 | 311,121 | 1,012,331 |
| Feb 28 | 213,601 | 78,060 | - | (775) | 290,885 | 164,468 | 126,194 | 290,662 | 983,588 |
| Mar 31 | 228,017 | 52,973 | - | - | 280,990 | 164,468 | 119,929 | 284,397 | 983,811 |
| Apr 30 | 229,796 | 422,160 | 3,756 | 18,537 | 674,249 | 164,468 | 120,891 | 285,359 | 980,404 |
| May 31 | 219,283 | 73,226 | (188) | - | 292,321 | 146,528 | 203,700 | 350,228 | 1,369,294 |
| June 30 | 219,283 | 73,226 | (188) | 10,182 | 302,503 | 146,528 | 182,568 | 329,096 | 1,311,388 |
| Totals | 2,712,511 | 876,758 | 9,000 | 557,429 | 4,155,697 | 1,781,308 | 1,751,317 | 3,532,625 | 1,284,795 |

Assumptions: 10% State Aid Holdback

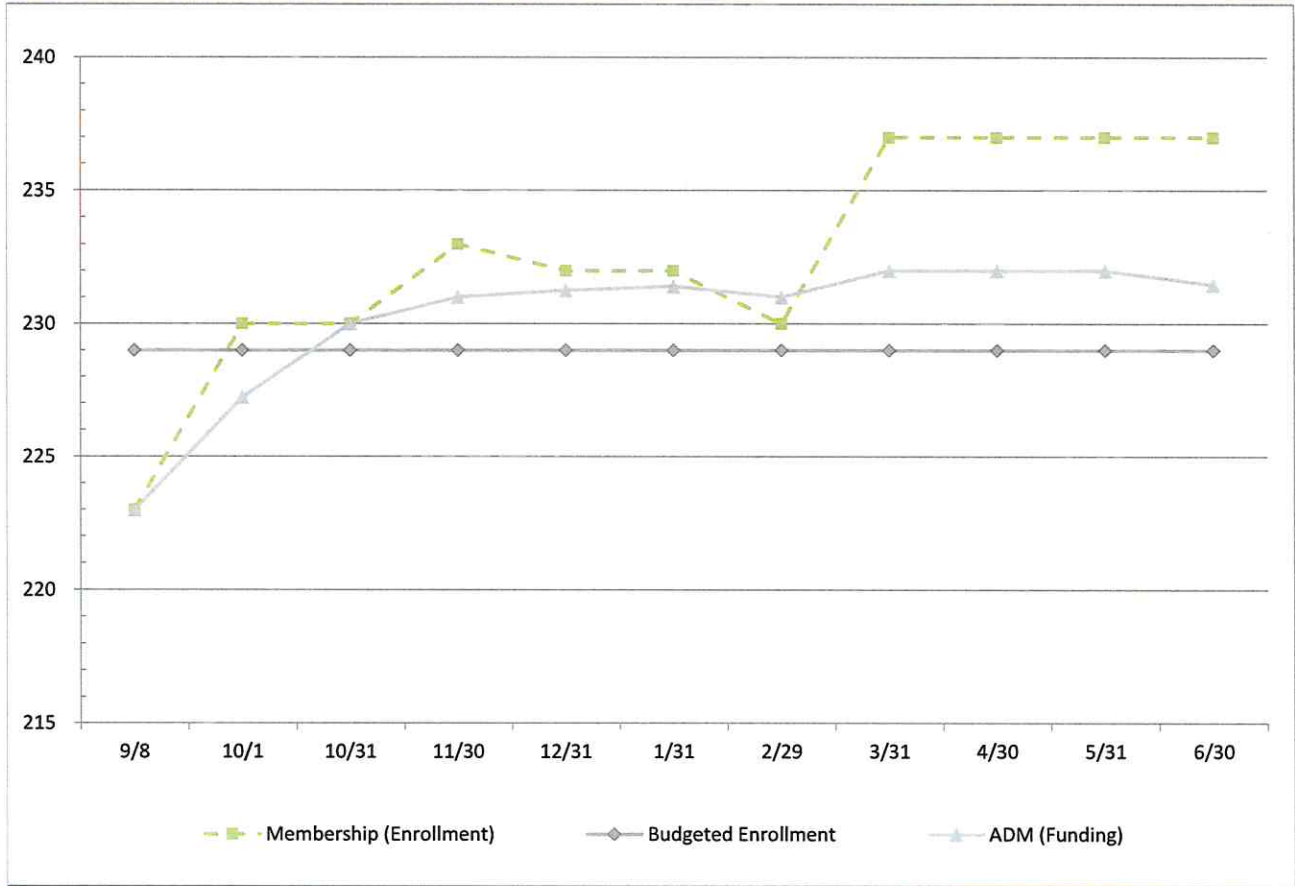
This cash flow projection is to be used only to show that if we follow our working budget for the year that we will not encounter cash flow issues and that we will be able to maintain normal operations. It is not meant to be used to accurately predict what expenditures will be incurred in the short-term. Due to the manner in which MDE regulates the funding, abrupt changes may occur in the amounts of the payments. However, the total amount of the state aids should be reasonable given a stable budget.


Management has elected to omit substantially all disclosures, government-wide financial statements, and required supplementary information. No CPA provides any assurance on these financial statements.

St. Cloud Math and Science Academy
St. Cloud, MN
Attendance / Enrollment Report
2020-2021 School Year


| Membership (Enrollment) | | | | | | | | | | | |
|-------------------------|-----|------|-------|-------|-------|------|------|------|------|------|-------------------|
| Grade | 9/8 | 10/1 | 10/31 | 11/30 | 12/31 | 1/31 | 2/29 | 3/30 | 4/30 | 5/31 | End of Year MARSS |
| KG | 32 | 36 | 35 | 37 | 36 | 37 | 36 | 39 | | | 36.71 |
| 1 | 32 | 33 | 34 | 34 | 34 | 34 | 34 | 35 | | | 34.17 |
| 2 | 38 | 39 | 39 | 39 | 39 | 38 | 37 | 38 | | | 38.21 |
| 3 | 37 | 39 | 41 | 41 | 41 | 40 | 41 | 41 | | | 40.14 |
| 4 | 32 | 32 | 31 | 32 | 32 | 32 | 32 | 33 | | | 31.67 |
| 5 | 33 | 33 | 33 | 33 | 34 | 34 | 34 | 35 | | | 33.81 |
| 6 | 19 | 18 | 17 | 17 | 16 | 17 | 16 | 16 | | | 16.76 |
| | 223 | 230 | 230 | 233 | 232 | 232 | 230 | 237 | - | - | 231.47 |

St. Cloud Math & Science Academy ADM 09/08/20 through 01/31/21 - 231.4





ST. CLOUD
MATH AND SCIENCE
ACADEMY
ISD 4223



St. Cloud Math & Science Academy
St. Cloud, MN
District 4223

Management Reports

May 31, 2021

bergankdv | DO MORE.

Prepared by:
Chuck Herdegen
Outsourced CFO
June 18, 2021

| CHECK | CHECK | INVOICE | | |
|------------|-----------|----------------------|--|-----------|
| DATE | NUMBER | VENDOR | DESCRIPTION | |
| | | | AMOUNT | |
| 05/03/2021 | 202000822 | Etsy.com | Template for Teacher Appreciation Week Flyer | 16.20 |
| 05/03/2021 | 202000716 | 18th Street Campus, | May Rent + CAM estimate | 36,905.00 |
| 05/03/2021 | 202000710 | Adobe Systems Inc | Acrobat Pro DC | 16.13 |
| 05/03/2021 | 202000713 | Dell Financial Servi | Computer Rental: April 2021 | 437.55 |
| 05/03/2021 | 202000714 | Lamar Companies | Media Advertising | 700.00 |
| 05/03/2021 | 202000709 | Mongo's Grill | Admin Meeting Dinner | 15.20 |
| 05/03/2021 | 202000715 | PreferredOne Insuran | Health Insurance Premiums: May 2021 | 12,973.66 |
| 05/03/2021 | 202000712 | SAM'S CLUB | PBIS Teacher Appreciation Supplies | 53.92 |
| 05/03/2021 | 202000711 | Walmart | PBIS Teacher Appreciation Supplies | 37.44 |
| 05/04/2021 | 202000652 | Arrow Ace Hardware | Facility Supplies | 5.00 |
| 05/04/2021 | 202000653 | Arrow Ace Hardware | Facility Supplies | 4.99 |
| 05/04/2021 | 202000654 | BerganKDV Outsourced | Financial management and accounting services for April 2021 | 5,415.00 |
| 05/04/2021 | 202000655 | BerganKDV Outsourced | PPP Loan Application Preparation and Review | 400.00 |
| 05/04/2021 | 202000656 | Betzold, Craig | Telephone System Upgrade Project Consultant: 2/18, 2/20, 2/22, 4/1, 4/14 | 187.50 |
| 05/04/2021 | 202000657 | Novation Education O | FY21 Authorizer Fee (2 of 2) | 5,299.57 |
| 05/04/2021 | 202000717 | Amazon.com | Lunch and office supplies | 84.49 |
| 05/04/2021 | 202000718 | Office Depot/Max | Office Supplies | 153.41 |
| 05/05/2021 | 202000721 | Coborn's | PBIS Supplies | 126.68 |
| 05/05/2021 | 202000719 | Food Dude's Delivery | Planning meeting for FY22 | 23.65 |
| 05/05/2021 | 202000720 | TeachersPayTeachers | Classroom Digital Curriculum Licenses | 34.41 |
| 05/06/2021 | 44288 | ESI Billing Trust | Payroll accrual 4/30 | 500.00 |
| 05/06/2021 | 202000723 | Amazon.com | Bus Vests | 105.93 |
| 05/06/2021 | 202000722 | Amazon.com | Tech Supplies | 8.95 |
| 05/06/2021 | 202000724 | Hanover Insurance Gr | Monthly Insurance Payment | 1,125.48 |
| 05/07/2021 | 202000728 | Amazon.com | Warranty for STEM teacher macbook | 262.00 |
| 05/07/2021 | 202000730 | Healthiest You c/o T | Healthcare App (double paid, awaiting refund) | 704.00 |
| 05/07/2021 | 202000725 | Speedway fka Super A | Ice | 10.18 |
| 05/07/2021 | 202000726 | TARGET | Teacher Appreciation | 15.00 |
| 05/07/2021 | 202000727 | TARGET | Teacher Appreciation | 200.00 |
| 05/07/2021 | 202000729 | Wells Fargo Financia | April Copier Lease Payment | 145.68 |
| 05/10/2021 | 202000735 | Amazon.com | Apple MacBook Pro (1 @ \$1349) | 1,299.99 |
| 05/10/2021 | 202000732 | Amazon.com | Teacher chair replacement | 84.98 |
| 05/10/2021 | 202000731 | Amazon.com | Warranty for STEM teacher classroom | 29.69 |
| 05/10/2021 | 202000733 | Amazon.com | Garden Boxes | 179.98 |
| 05/10/2021 | 202000734 | Walmart | TV + Warranty, Wall Mount | 535.95 |
| 05/11/2021 | 202000677 | Arrow Ace Hardware | Facility Supplies | 3.84 |
| 05/11/2021 | 202000678 | Batteries Plus | Batteries | 38.85 |
| 05/11/2021 | 202000679 | Fish, Tom | Milk Delivery (April) | 2,697.00 |
| 05/11/2021 | 202000680 | Millaway, Douglas | Mental Health Consultant: April 2021 (11 hrs @ \$100/hr) | 1,100.00 |
| 05/11/2021 | 202000681 | New Horizon Foods | Food Service: May Pre-bill plus April meals over/under | 19,659.23 |
| 05/11/2021 | 202000682 | Spanier Bus Service, | Staff Field Trip Bus | 125.00 |

| CHECK DATE | CHECK NUMBER | VENDOR | INVOICE DESCRIPTION | AMOUNT |
|---------------|-----------------|----------------------|--|-----------|
| | | | Transportation: 4/23 Group to New Billboard on 9th Ave. S. | |
| 05/11/2021 | 202000736 | Amazon.com | Replacement keyboard for computer | 23.98 |
| 05/11/2021 | 202000737 | T-Mobile | Mobile Hot Spots service for DL | 540.00 |
| 05/12/2021 | 202000738 | Amazon.com | Misc School Supplies | 73.46 |
| 05/12/2021 | 202000739 | Kraus-Anderson Insur | Premier HR - June 2021 Installment | 250.00 |
| 05/13/2021 | 202000740 | Amazon.com | KG Curriculum & PE Supplies | 60.83 |
| 05/13/2021 | 202000741 | Office Depot/Max | 4-Drawer File Cabinet | 199.99 |
| 05/14/2021 | 202000684 | Horace Mann Life Ins | Payroll accrual 5/14 | 465.00 |
| 05/14/2021 | 1546 | Nichols, Mackenzie | Payroll check 5/14 | 251.55 |
| 05/14/2021 | 202000685 | Public Employees Ret | Payroll accrual 5/14 | 4,279.38 |
| 05/14/2021 | 202000687 | State of Minnesota | 990 Filing Fee | 25.00 |
| 05/14/2021 | 202000686 | Teachers Retirement | Payroll accrual 5/14 | 10,281.20 |
| 05/14/2021 | 202000746 | Amazon.com | Bus Safety Vests | 105.93 |
| 05/14/2021 | 202000745 | Amazon.com | Erasers, Carpet Sweeper, Balloons for KG | 47.91 |
| 05/14/2021 | 202000747 | BerganKDV Ltd. | Payroll 5/14 | 223.07 |
| 05/14/2021 | 202000744 | TARGET | Cart for new STEM classroom FY22 | 37.67 |
| 05/14/2021 | 202000742 | Walmart | KG Supplies - Chicks | 11.48 |
| 05/14/2021 | 202000743 | Walmart | KG Supplies - Bubbles | 27.79 |
| 05/17/2021 | 202000753 | Amazon.com | Stem Classroom Supplies FY22 | 58.00 |
| 05/17/2021 | 202000757 | Lamar Companies | Advertising | 1,220.00 |
| 05/17/2021 | 202000755 | LEGO Retail | Stem Classroom Supplies for FY22 | 144.13 |
| 05/17/2021 | 202000756 | Menards - St. Cloud | Stem Classroom Supplies for FY22 | 637.05 |
| 05/17/2021 | 202000758 | Nokomis Energy | Community Solar for March 2021 | 1,689.62 |
| 05/17/2021 | 202000754 | SAM'S CLUB | Food trays | 71.88 |
| 05/17/2021 | 202000749 | TeachersPayTeachers | Teacher Curriculum | 5.92 |
| 05/17/2021 | 202000748 | TeachersPayTeachers | Teacher Curriculum | 5.38 |
| 05/17/2021 | 202000751 | Walmart | Somali Lunch Celebration | 24.86 |
| 05/17/2021 | 202000750 | Walmart | Smart 8-Pocket Project Organizers | 11.98 |
| 05/17/2021 | 202000752 | Walmart | Student incentives & totes for food service | 28.51 |
| 05/18/2021 | 202000760 | Amazon.com | Stem Classroom Supplies FY22 | 266.00 |
| 05/18/2021 | 202000759 | CPI | Nonviolent Crisis Intervention Workbooks | 234.90 |
| 05/18/2021 | 202000761 | Deerwood Bank | Petty Cash Withdrawal - Conference meals & used books for summer school use | 300.00 |
| 05/19/2021 | 202000766 | Aflac | April 2021 Premiums | 430.32 |
| 05/19/2021 | 202000765 | Amazon.com | 3rd Grade Classroom, Office, Stem Classroom FY22, Tech Supply, & 5th Grade Summer School Supplies | 897.40 |
| 05/19/2021 | 202000762 | Amazon.com | Apple Pencil | 94.00 |
| 05/19/2021 | 202000764 | Mogadishu Deli | Somali Celebration | 280.00 |
| 05/19/2021 | 202000763 | TARGET | Utility Carts for STEM Classroom FY22 | 150.68 |

| CHECK DATE | CHECK NUMBER | CHECK VENDOR | INVOICE DESCRIPTION | AMOUNT |
|---------------|-----------------|----------------------|---|--------|
| 05/20/2021 | 202000771 | Charter Communicatio | Internet & Voice Services: May 2021 | 464.93 |
| 05/20/2021 | 202000768 | Coborn's | Kindergarten Party | 21.24 |
| 05/20/2021 | 202000767 | GoGoAir | Stream Flight Pass | 17.00 |
| 05/20/2021 | 202000769 | Uber | Conference - Taxi Fee | 27.61 |
| 05/20/2021 | 202000770 | Walmart | Snacks & student incentives | 60.31 |
| 05/21/2021 | 202000779 | Amazon.com | Bubbles for school picnic | 35.90 |
| 05/21/2021 | 202000782 | Atlanta Marriott Mar | Conference - Hotel Rm 1 | 629.63 |
| 05/21/2021 | 202000783 | Atlanta Marriott Mar | Conference - Hotel Rm 2 | 629.63 |
| 05/21/2021 | 202000775 | Guac Margys | Conference - Thurs. Dinner | 29.56 |
| 05/21/2021 | 202000777 | Hard Rock | Conference - Wed. Lunch | 53.11 |
| 05/21/2021 | 202000776 | Park Bar | Conference - Wed. Dinner | 41.88 |
| 05/21/2021 | 202000774 | Pour Tap Room | Conference - Thurs. Lunch | 17.30 |
| 05/21/2021 | 202000778 | The Ron Clark Academ | Conference Materials Purchased | 67.52 |
| 05/21/2021 | 202000772 | Uber | Conference - Taxi Fee | 14.31 |
| 05/21/2021 | 202000773 | Uber | Conference - Taxi Fee | 14.59 |
| 05/21/2021 | 202000780 | Walmart | STEM Classroom & KG Supplies | 79.34 |
| 05/21/2021 | 202000781 | Walmart | School Smart 8-Pocket Project Organizers | 89.85 |
| 05/24/2021 | 44289 | ESI Billing Trust | Payroll accrual 5/14 | 500.00 |
| 05/24/2021 | 202000790 | Amazon.com | Bubbles for picnic | 197.96 |
| 05/24/2021 | 202000788 | Amazon.com | Janitor shirts & iPad case | 76.96 |
| 05/24/2021 | 202000789 | Amazon.com | Bubbles for picnic | 128.67 |
| 05/24/2021 | 202000792 | City of St. Cloud | Water and sewer charge: 2/1/21 - 4/5/21 | 658.59 |
| 05/24/2021 | 202000785 | Guac Margys | Conference - Friday Dinner | 38.90 |
| 05/24/2021 | 202000791 | Lamar Companies | Advertising | 350.00 |
| 05/24/2021 | 202000784 | Uber | Conference - Taxi Fee | 24.68 |
| 05/24/2021 | 202000786 | Uber | Conference - Taxi Fee | 39.09 |
| 05/24/2021 | 202000787 | World of Coca-Cola | Conference - Tour admission | 39.20 |
| 05/25/2021 | 202000800 | Amazon.com | Laptop Keyboard Replacement for Acer Chromebook | 74.97 |
| 05/25/2021 | 202000793 | Amazon.com | Leadership/Directors Books | 13.02 |
| 05/25/2021 | 202000794 | Amazon.com | Leadership/Directors Books | 22.49 |
| 05/25/2021 | 202000798 | Amazon.com | Summer school supplies & SPED room carpet sweeper | 59.96 |
| 05/25/2021 | 202000804 | Amazon.com | Rewards for high reading scores & facility supply | 600.65 |
| 05/25/2021 | 202000799 | Amazon.com | Leadership/Directors Books & Rewards for high reading scores | 66.61 |
| 05/25/2021 | 202000806 | Bill.com | Monthly Subscription | 21.54 |
| 05/25/2021 | 202000805 | Deerwood Bank | Petty Cash Withdrawal - Bus patrol student rewards | 50.00 |
| 05/25/2021 | 202000801 | MSP Airport Parking | Conference - Airport parking fee | 93.00 |
| 05/25/2021 | 202000802 | SAM'S CLUB | Graduation supplies | 127.62 |
| 05/25/2021 | 202000796 | SAM'S CLUB | Treats of EOY party | 30.43 |
| 05/25/2021 | 202000803 | TARGET | Chairs | 301.35 |
| 05/25/2021 | 202000795 | Uber | Conference - Taxi Fee | 23.16 |
| 05/25/2021 | 202000797 | UPS | Shipping charges for repair | 47.60 |
| 05/25/2021 | 202000807 | Xcel Energy | Electricity (3/31/21-5/1/21) & Natural Gas Services (3/31/21-4/29/21) | 78.02 |
| 05/27/2021 | 202000809 | Amazon.com | Laptop Keyboard Replacement | 74.97 |

| <u>CHECK</u> | <u>CHECK</u> | <u>INVOICE</u> | |
|--------------|--------------------------------|---|---------------|
| <u>DATE</u> | <u>NUMBER</u> <u>VENDOR</u> | <u>DESCRIPTION</u> | <u>AMOUNT</u> |
| 05/27/2021 | 202000810 Amazon.com | for Acer Chromebook Laptop Keyboard Replacement | 99.96 |
| 05/27/2021 | 202000811 SAM'S CLUB | for Acer Chromebook Last day of school supplies | 101.92 |
| 05/27/2021 | 202000808 SAM'S CLUB | Cups for last day of school | 11.48 |
| 05/27/2021 | 202000812 West Central Sanitat | May - Waste & Recycling Services | 694.12 |
| 05/28/2021 | 202000688 BerganKDV Outsourced | Financial management and accounting services for May 2021 | 5,415.00 |
| 05/28/2021 | 202000820 BerganKDV Ltd. | Payroll 5/28 | 219.07 |
| 05/28/2021 | 202000814 Coborn's | Dry cleaning for table cloth | 26.91 |
| 05/28/2021 | 202000813 Coborn's | Ice cream for last day of school | 21.72 |
| 05/28/2021 | 202000819 Deerwood Bank | Positive Pay Monthly Fee | 35.00 |
| 05/28/2021 | 202000817 Dollar Tree Store | Graduation supplies | 31.21 |
| 05/28/2021 | 202000816 Dolsies Lunchbox Gri | Lunch - Director and Grant Writer | 28.75 |
| 05/28/2021 | 202000689 Horace Mann Life Ins | Payroll accrual 5/28 | 465.00 |
| 05/28/2021 | 2236 Laff's Entertainment | Last day of school entertainment | 1,100.00 |
| 05/28/2021 | 202000821 Lamar Companies | Advertising | 350.00 |
| 05/28/2021 | 202000690 Public Employees Ret | Payroll accrual 5/28 | 3,726.06 |
| 05/28/2021 | 202000691 Teachers Retirement | Payroll accrual 5/28 | 9,019.20 |
| 05/28/2021 | 202000815 TeachersPayTeachers | Teacher Materials | 27.56 |
| 05/28/2021 | 202000818 WCEPS | Materials for EL Teacher | 135.00 |
| | | Totals for checks | 142,717.51 |

| Post Date | Acct Nbr | Description | Amount |
|------------|--------------------------|--|-----------|
| 05/13/2021 | 02 R 005 770 000 701 300 | FY 20-21 State School Lunches 21 | 520.25 |
| 05/13/2021 | 02 R 005 770 000 701 471 | FY 20-21 Regular Lunches 21 | 1456.70 |
| 05/13/2021 | 02 R 005 770 000 701 471 | FY 20-21 HHFKA Lunches 21 | 291.34 |
| 05/13/2021 | 02 R 005 770 000 701 472 | FY 20-21 Free & Reduced Lunches 21 | 13235.16 |
| 05/13/2021 | 02 R 005 770 000 705 476 | FY 20-21 Breakfast 21 | 8364.26 |
| 05/14/2021 | 01 R 005 000 000 000 211 | FY 20-21 General Education - Charter | 113226.07 |
| 05/21/2021 | 01 R 005 000 000 499 400 | EXPAND SUM PROG E2 20210514 | 10800.00 |
| 05/25/2021 | 01 E 005 640 000 316 366 | Marriott: Refund of hotel deposit | 50.00 |
| 05/25/2021 | 01 E 005 640 000 316 366 | Marriott: Refund of hotel deposit | 50.00 |
| 05/27/2021 | 01 E 010 203 000 000 490 | Walmart: Refund on chips purchased for s | 10.74 |
| 05/27/2021 | 02 E 005 770 000 701 401 | Walmart: Refund for totes purchased for | 8.40 |
| 05/27/2021 | 02 R 005 770 000 706 471 | FY 20-21 Fresh Fruit & Veggies SY1921 | 2109.22 |
| 05/28/2021 | 01 R 005 000 000 000 211 | FY 20-21 General Education - Charter | 113226.08 |
| | | Total for Cash Receipts | 263348.22 |