

St. Cloud Math and Science Academy Board of Directors


Board Minutes

1025 18th St. N

St. Cloud, MN 56303

November 20, 2019

4:30-6:00 pm



Mission

To serve the needs of all students as they prepare to become lifelong learners and contributing members of society through integration of science, technology, math, and engineering into the traditional content areas of reading, language skills, social studies, the arts, and physical education. Kindness and respect is the foundation upon which students will develop into critical and ethical thinkers who will be prepared to meet the challenges of future job market and intrapersonal skills requirements.

Vision

Is to see all students succeed in school to develop self-confidence, learn to appreciate and get along with others, become proficient in all content areas, explore and use unique abilities, graduate from high school and pursue further training including but not limited to the fields of science, technology, engineering and math in order to become productive citizens

School Improvement Goals:

- Increase student achievement in reading and math

- Increase our English Learner scores by one level each year
- Integrate science so that our students have a higher number of minutes per day dedicated to STEM activities
- Improve student behavior and focus on consistent school-wide expectations
- Increase our level of parent and community engagement

1. Call the meeting to order and Welcome any visitors 4:30 PM

Reading of Mission read by Robert Hage

Reading of Vision read by Sherri Hodge

2. Roll Call/Quorum: Mary

	Present	Absent
Sherri Hodge	x	
Mary White-Levilain		x
Mohamad Ali	x	
Michael Mullin	x	
Amy Cross	x	

Non-board members present – note for the record: Robert Hage (ELL teacher), Roderick (NEO), Jill Waldvogel

3. Conflict of Interest declarations, if any –Charter School Board Members- none
4. Public Input- none
5. CONSENT AGENDA:

The consent agenda consists of noncontroversial items that the Board adopts routinely without debate. Any single member may remove an item from the consent agenda by requesting removal at the time the consent agenda is moved for adoption.

October Board Minutes

Today's Board Meeting Agenda

Motion to approve: Amy Cross, seconded Sherri Hodge All in favor- motion carried

6. Teacher's report- Robert Hage- ESL – pull out and push in ELL students. 1st Grade push- in – follows Wonders with Erika. Kindergarten is pull out only at this point. Last year, created a hands on set of long and short vowel activities. Matching a picture with the long/short vowel. This year- push for academic words while integrating science. 10 words per week- (3rd- 5th grade) ex. Animal classification, gap fill sentences/questions using the vocabulary words. Thursday- Kahoot! 25-30 questions using those vocabulary words. Assessment –spelling quiz on Fridays. Progress to gap fill paragraphs as a group.

- a. Welcome and **thank you**, Robert Hage (English Learner Teacher)
- b. (January = Sherri Hodge), (February = Rebecca Keniston), (March = Alex Johnson), (April = Joel Schofield), (May = Kim Hess)

(If more than an oral report, please provide document/s in advance in this packet)

7. Authorizer's report/comments (Wendy Swanson or designee) -Roderick

1. Training- for All MN Charter Boards- developed courses

Based on the law – 6-8 minute videos

School Resource- ex creating a board development plan

Quiz- Certificate

Resources are downloadable

December 4th- Board members will do these together

Existing Board members need 1 training per year

New board members have 3 (1 in the 1st 6 months)

8. Director's Report (Tammy Bengtson)

- Recently, our 2nd-5th grade students were announced as the Top 3 students in Reading and Math.
- Behaviors will take them off the Top 3 and the next student will move up into the Top 3
- Important in Africa for parents to see students "Rank"
- Some classes have kept their Top 3 and some have had to change
- Will update after Winter Fast Bridge Tests
- Will have 10 teacher evaluations done by Thanksgiving Break
- Robert and Rebecca will be attending a MESL training Friday and Saturday (11/22 and 11/23)
- Informally our ELL audit is complete

- Early Release Dec 6th STEM day
 - Behavior- 8 parent meetings with our Major behavior students
 - Gym is getting a curtain to divide the cafeteria and gym.
 - Parent Teacher conferences Tuesday and Wednesday(11/26 and 11/27)
 - Climate Survey and ELL Survey
 - Grade level complaint- MDE has closed the complaint
9. Student Progress Report (Jill Waldvogel)
- Special Education MDE audit- all teachers have a survey and some special education paras
 - 7 students exit the Reading Corps programs since the school year started (10 weeks)
10. Standing Committee Reports
- A. Facilities Report – Michael Mullin- none
- B. Executive Report – Michael Mullin- worked on the agenda
- C. Finance Report – Amy Cross is added as a signer on the check book
1. Curtain in the gym
 2. Kara would like to have finance meeting in December TBD, February 18, and May 19
- D. Educational Programs and Accountability – Sherri Hodge-
1. ½ day STEM days – Dec 6th
11. Discussion and/or Action Items:
- a. October 31, 2019 Financial Report – Kara/Amy
1. Budget is for 205 ADM, currently at 198
 2. 33% of the year is complete
 3. 132 operation days cash on hand
 4. Money should be invested- to earn interest- a special meeting should be held for this
- Motion to approve Financial Report- Sherri Hodge, Second by Mohamad Ali, 4 yes 1 absence- Motion carried
- b. Policy Revision & Revisions – English Learner Policy
1. We do not offer a New to Country Program- should be taken off

2. ELL plan- what we have been following
3. Look at ELL plan and ELL Policy at the next meeting – motion to table made by Sherri Hodge second by Amy Cross, all in favor- motion carried

- c. Continue conversation on Mission and Vision – Sherri Hodge-
1. proposal of our mission- acknowledge teaching other areas (integrated instruction)
 2. qualified vs skilled
 3. staff vs educators

Motion to adopt the new mission made by Sherri Hodge second by Mohamad Ali – all in favor- Motion passed

- d. Proposal for Board Training event – December 4, 2019 @ St. Cloud Public Library

1. 2:45 – 4:00
2. Array Room – need projector and computer
3. Open to staff interest in joining Board also

Adjourned at 5:47pm

Next Meeting: January 22, 2020 at 4:30 to 6:00 PM SCMSA Room 110

Full calendar of tentative meeting dates is included in the table down below:

2019-2020 SCMSA
Board Meeting Calendar/ Policy Review
Schedule

Board Meeting Date	Policy to Review
September 25, 2019, 4:30-6:00 pm	Wellness Policy (MDE Nutrition Audit this year)
October 23, 2019, 4:30-6:00 pm	Grievance/Complaints policy
November 20, 2019, 4:30-6:00 pm	English Learner Policy

January 22, 2020, 4:30-6:00 pm	Student Promotion and retention
February 19, 2020, 4:30-6:00 pm	Special Education Laws
March 18, 2020, 4:30-6:00 pm	
April 22, 2020, 4:30-6:00 pm	
May 20, 2020 Board and Annual Meeting	Annual Meeting

Committee Meetings


Executive Committee Meeting Date
September
October 22
November 12
January 14
February 18
March 17
April 21
May 19

Financial Committee Meetings	Board Work Sessions/Trainings
	Annual Meeting
	Administrator Evaluation
	Board Development Plan

18. Meeting adjournment

Respectfully Submitted by Board Secretary: Mary White- Levilain






ST. CLOUD MATH AND SCIENCE ACADEMY ISD 4223

Charter No. 4223.07
November 2019 Meeting

October 31, 2019 Financial Statements



 **berganKDV**
CPAS | ADVISORS

Prepared by:
Kara Lundin, CPA
Senior Finance Manager

Executive Summary

Students:

- Original Budget – 205 ADM
- Current – See director's report

Current Conditions:

- The Original budget and Year-To-Date is the FY20 activity. At October 31st, 4 months or 33% of the year is complete.
- Cash at month-end was \$1,129,000, which is 132 days of operating cash on hand
- Per the auditor's request, in the future we will look for options to diversify our cash balance
- The school received Safe School Aid in the amount of \$6,942. These funds were approved by the legislature and were to be paid if the state's revenue collection met a certain level.
- There are no significant variances in revenues and expenditures.
- The food service fund shows a sizeable deficit; however, this is only because the October revenue has not been reported yet.

Items worth noting:

- The monthly disbursements, receipts and journal entries (if any) are at the end of the report.

**St. Cloud Math and Science Academy
Balance Sheet
October 31, 2019**

	<u>7/1/2019</u>	<u>10/31/2019</u>
<u>Assets</u>		
Cash and Investments	\$ 1,056,748	\$ 1,129,028
State Aids Receivable	248,152	153,433
Federal Aids Receivable	39,545	20,704
Prepaid Expense	74,574	74,574
Total assets	\$ 1,419,019	\$ 1,377,738
<u>Liabilities and Fund Balance</u>		
Current Liabilities		
Salaries and Wages Payable	\$ 95,342	\$ 76,678
Accounts Payable	47,418	9,857
Payroll Deductions and Benefits	30,147	25,427
Total Current Liabilities	\$ 172,907	\$ 111,962
Fund Balance		
Fund Balance	\$ 1,246,112	\$ 1,246,112
Excess of Revenues over Expenditures	-	19,664
Total Fund Balance	\$ 1,246,112	\$ 1,265,776
Total Liabilities and Fund Balance	\$ 1,419,019	\$ 1,377,738
Days of Operating Cash On hand	140	132

SCMSA, Charter No. 4223.07
Monthly Financial Report - Revenues & Expenditures
For the year-ending June 30, 2020
October 31, 2019

	FY19 Actual	Original Budget	Year To Date	33.3% % of Budget
ADM	176.9	205		
Total All Funds				
Revenues				
State Revenues	\$ 2,516,041	\$ 2,627,702	\$ 870,489	33%
Federal Revenues	140,617	181,426	22,945	13%
Local Revenues	8,662	3,500	4,600	131%
Food service Revenue	175,231	183,590	19,777	11%
Total Revenues	\$ 2,840,551	\$ 2,996,218	\$ 917,811	31%
Check #	2,840,551	2,996,218	917,811	
Expenditures				
Salaries and Benefits	\$ 1,798,808	\$ 2,005,120	\$ 546,266	27%
Purchased Services	551,220	611,174	231,672	38%
Supplies and Materials	229,795	238,629	75,204	32%
Equipment	3,109	40,260	6,454	16%
Grant and Other Costs	164,932	217,476	38,551	18%
Total Expenditures	\$ 2,747,864	\$ 3,112,659	\$ 898,147	29%
Check #	2,747,864	3,112,659	898,147	
Net effect of Operations, All Funds	\$ 92,687	\$ (116,441)	\$ 19,664	
Beginning Fund Balance	\$ 1,153,425	\$ 1,246,112	\$ 1,246,112	
Ending Fund Balance	\$ 1,246,112	\$ 1,129,671	\$ 1,265,776	
Fund Balance % of Expenditures	45.3%	36.3%		

General Fund

Revenues

State Aids

General Education Revenue	\$ 1,987,328	\$ 2,032,508	\$ 698,765	34%
Building Lease Aid	229,256	269,370	-	0%
Special Education Aid	255,157	269,449	-	0%
Endowment Aid	8,329	5,804	3,862	67%
Literacy Incentive	12,868	13,511	-	0%
LT Facilities Maintenance Aid	23,103	27,060	-	0%
Other, Misc	-	10,000	-	0%
Safe Schools Aid	-	-	6,942	n/a
Holdback	-	-	160,920	n/a
Total State Aids	2,516,041	2,627,702	870,489	33%

	FY19 Actual	Original Budget	Year To Date	33.3% % of Budget
ADM	176.9	205		
Federal Revenue				
Federal Special Ed	32,852	34,309	11,705	34%
Federal CEIS	4,000	6,661	-	0%
Federal Title IV	-	10,000	-	0%
Federal Title I	77,843	90,776	8,179	9%
Federal Title II	12,887	14,350	-	0%
Federal Title III	13,035	25,330	3,061	12%
Total Federal Revenue	140,617	181,426	22,945	13%
Other Revenue				
Fees from Students	-	500	-	0%
Medical Assistance	3,428	1,000	-	0%
Contributions and Gifts, Grants	3,062	1,000	-	0%
Misc Income	2,172	1,000	4,600	460%
Total Other Revenue	8,662	3,500	4,600	131%
Total Revenue	\$ 2,665,320	\$ 2,812,628	\$ 898,034	32%

Expenditures

Salaries	1,201,607	1,377,778	305,903	22%
Benefits	304,152	332,354	80,713	24%
Accrual of summer salaries and benefits	-	-	91,714	N/A
Total Salaries and Benefits	1,505,759	1,710,132	478,330	28%
Contracted Services (see breakout)	93,142	96,210	40,709	42%
Repairs and Technology Maintenance	2,117	2,400	-	0%
Communications Services (phone, internet, fax)	4,707	6,000	1,686	28%
Postage	408	500	110	22%
Utilities	38,966	40,800	9,917	24%
Property and Casualty Insurance	14,817	13,700	4,193	31%
Repairs and Maintenance	4,354	6,000	1,074	18%
Field Trip Transportation	3,308	3,300	-	0%
Travel and conferences	2,444	6,000	2,269	38%
Field Trip Admissions	760	5,125	66	1%
Lease Expense	373,740	403,639	168,190	42%
Wells Fargo Copier Lease (\$190)	2,466	6,500	2,628	40%
Office Supplies/General Supplies	20,054	33,500	5,124	15%
Maintenance Supplies	13,065	11,900	5,729	48%
Noninstructional Software	17,955	23,900	2,465	10%
Instructional Software	1,430	6,000	2,058	34%
Instructional Supplies	14,416	1,785	9,775	548%
Noninstructional Technology	827	2,400	(226)	-9%
Instructional Technology	3,997	7,200	2,417	34%
Textbooks and Workbooks	13,040	18,245	14,379	79%

	FY19 Actual	Original Budget	Year To Date	33.3% % of Budget
ADM	176.9	205		
Media/Library Resources	828	2,000	745	37%
Food	2,789	2,625	811	31%
Furniture and Other Equipment	1,918	9,000	3,706	41%
Technology Equipment	12	30,000	2,748	9%
Dues and memberships	20,886	16,050	15,606	97%
Third Party Expenditures	3,428	-	-	n/a
State Special Ed Expenditures				
Salaries	225,445	216,166	51,570	24%
Benefits	36,329	49,482	7,854	16%
Other	9,991	21,000	832	4%
Federal Expenditures (Equals Revenue)				
Federal Special Education	32,853	34,309	11,705	34%
Federal CEIS	4,000	6,661	-	0%
Federal Title IV	-	30,000	-	0%
Federal Title I	77,843	90,776	8,179	9%
Federal Title II	12,887	14,350	-	0%
Federal Title III	13,035	25,330	3,061	12%
Total Expenditures	\$ 2,574,016	\$ 2,952,985	\$ 857,706	29%
Net Change in Fund Balance	\$ 91,304	\$ (140,357)	\$ 40,328	
Beginning Fund Balance	1,152,588	1,243,892	1,243,892	
Ending Fund Balance	\$ 1,243,892	\$ 1,103,535	\$ 1,284,220	
Fund Balance Percentage of Annual Expenditures	45.3%	49.1%		

	FY19 Actual	Original Budget	Year To Date	33.3% % of Budget
ADM	176.9	205		

Fund 02, Food Service

Revenues

Breakfast Aid	\$ 51,542	\$ 54,600	\$ 6,626	12%
Lunch and Milk Aid	97,611	102,900	11,796	11%
Fresh Fruits & Vegetable Grant	11,342	10,354	1,354	13%
Commodities	14,736	15,473	-	0%
Sale of Lunches	-	263	-	0%
Total Revenue	\$ 175,231	\$ 183,590	\$ 19,777	11%

Expenditures

Salaries and Benefits	\$ 31,275	\$ 29,340	\$ 8,512	29%
Lunch, Breakfast & Milk	124,095	111,396	27,537	25%
FFVP	-	10,354	1,822	18%
Commodities	14,736	15,473	(196)	-1%
Equipment, shipping and Installation	1,179	1,260	-	0%
Supplies	2,563	2,205	2,765	125%
Total Expenditures	\$ 173,848	\$ 170,028	\$ 40,441	24%
Expenditures in Excess of Revenue	\$ 1,383	\$ 13,562	\$ (20,665)	
Beginning fund Balance	\$ 837	\$ 2,220	\$ 2,220	
Ending Fund Balance, Food Service Fund	\$ 2,220	\$ 6,510	\$ (18,445)	

*Management has elected to omit substantially all disclosures, the Government-Wide Financial Statements, and the Required Supplementary Information.
No CPA provides any assurance on these financial statements.*

SCMSA, Charter No. 4223.07
 Contracted Services
 Fiscal Year 2019 - 2020

Detail of Contracted Services	Original Budget	YTD	Comments
Accounting Support	\$ 63,275	\$ 21,260	Finance, AP, Payroll, Grants & 990
Audit	9,500	8,000	Abdo
Background Checks	630	210	BCA
Banking Fees	630	516	
Board Training	525	-	
Bryan Ingvalson	5,000	1,800	Title I and other grant work
HR Services	3,150	1,000	Kraus-Anderson Insurance
Legal	2,625	750	Rupp, Anderson, Squire
Marketing	3,000	439	Facebook
Nursing	3,675	950	Est, portion to sped, charter school health
Other "To Be Determined" Fees	2,100	5,034	misc, maintenance, unexpected fees
Teacher and student Recruitment	2,100	750	Ads, WJON, Edpost, etc
Total Contracted Services	\$ 96,210	\$ 40,709	42%
Dues and Memberships			
Authorizer Fees	\$ 15,000	\$ 15,606	NEO
MN Assoc of Charter Schools	-	-	Annual Membership
Other	550	-	building permit, fire inspection,
Total Dues and Memberships	\$ 15,550	\$ 15,606	100%
Communication Costs			
Phone and Internet	\$ 5,500	\$ 1,686	Charter, \$421/mo

St. Cloud Math and Science Academy
 Food Service Operations
 Receipts and Expenditures, FY20

	July	Aug	Sept	Oct	Nov	Dec	Jan	Feb	Mar	Apr	May	June	Total
Number of Claims Submitted													
Total Breakfast	-	-	3,012	-	-	-	-	-	-	-	-	-	3,012
Total Lunch	-	-	3,234	-	-	-	-	-	-	-	-	-	3,234
Revenue and Expenditures													
Breakfast Revenue \$ 2.20	\$ -	\$ -	\$ 6,626	\$ -	\$ -	\$ -	\$ -	\$ -	\$ -	\$ -	\$ -	\$ -	\$ 6,626
Lunch Revenue \$ 3.625	-	-	11,723	-	-	-	-	-	-	-	-	-	11,723
State Milk Aid, K \$ 0.20	-	-	73	-	-	-	-	-	-	-	-	-	73
Fresh Fruits & Veg Grant	-	-	1,354	-	-	-	-	-	-	-	-	-	1,354
Sale of Lunches	-	-	-	-	-	-	-	-	-	-	-	-	-
Total Revenue	\$ -	\$ -	\$ 19,777	\$ -	\$ -	\$ -	\$ -	\$ -	\$ -	\$ -	\$ -	\$ -	\$ 19,777

Expenditures													
Salaries	\$ 493	\$ 1,005	\$ 3,175	\$ 3,840	\$ -	\$ -	\$ -	\$ -	\$ -	\$ -	\$ -	\$ -	\$ 8,513
Breakfast	-	-	777	2,563	-	-	-	-	-	-	-	-	3,340
Lunch	-	-	10,498	11,684	-	-	-	-	-	-	-	-	22,182
FFV	-	-	-	1,822	-	-	-	-	-	-	-	-	1,822
USDA Commodities	-	-	-	(196)	-	-	-	-	-	-	-	-	(196)
Milk	-	-	2,015	-	-	-	-	-	-	-	-	-	2,015
Supplies	-	-	2,765	-	-	-	-	-	-	-	-	-	2,765
Capital Assets	-	-	-	-	-	-	-	-	-	-	-	-	-
Total Expenditures	\$ 493	\$ 1,005	\$ 19,230	\$ 19,714	\$ -	\$ -	\$ -	\$ -	\$ -	\$ -	\$ -	\$ -	\$ 40,442
Net Income/Loss	\$ (493)	\$ (1,005)	\$ 547	\$ (19,714)	\$ -	\$ -	\$ -	\$ -	\$ -	\$ -	\$ -	\$ -	\$ (20,665)

Lunches Claimed for Reimbursement	-	-	3,234	-	-	-	-	-	-	-	-	-	3,234
Lunches Delivered	-	-	3,469	3,570	-	-	-	-	-	-	-	-	7,039
Extra lunches paid for but not reimbursed	-	-	(235)	(3,570)	-	-	-	-	-	-	-	-	(3,805)

CHECK	CHECK	INVOICE		
DATE	NUMBER	VENDOR	DESCRIPTION	AMOUNT
10/01/2019	43738	The Receivable Manag	Personal Concepts, Inc Account number 5532	183.41
10/01/2019	201900200	Coborn's	Food for science	54.32
10/01/2019	201900198	St. Cloud Times	Marketing	6.99
10/01/2019	201900199	Walmart	STEM night supplies	42.46
10/02/2019	43739	ESI	Payroll accrual	500.00
10/02/2019	43740	Horace Mann Life Ins	Payroll accrual	50.00
10/02/2019	43740	Horace Mann Life Ins	Payroll accrual	45.00
10/02/2019	201900201	Walmart	SPED Supplies	111.01
10/03/2019	201900202	Adobe Systems Inc	Subscription	16.13
10/03/2019	2221	BCA	Background Checks	15.00
10/03/2019	201900203	SAM'S CLUB	Building supplies and staff day	56.22
10/04/2019	2222	Minnesota Department	Food certification for R. Doroff	35.00
10/04/2019	201900204	Mogadishu Deli	Food for field trip	65.50
10/07/2019	201900219	Amazon.com	Supplies	63.29
10/08/2019	201900220	Hanover Insurance Gr	commercial ins instal	1,079.87
10/09/2019	201900221	Walmart	Food for meetings	19.75
10/09/2019	201900222	Walmart	Technology supplies	65.24
10/11/2019	201900224	Amazon.com	Exercise balls and pumps	171.57
10/11/2019	201900223	Barnes & Noble	Books	73.79
10/14/2019	201900225	Amazon.com	Storage bins	38.76
10/14/2019	201900226	Bergan	TLM Monthly Billing	220.00
10/15/2019	201900176	Internal Revenue Ser	Payroll accrual	5,618.97
10/15/2019	201900177	Internal Revenue Ser	Payroll accrual	5,169.05
10/15/2019	201900178	Internal Revenue Ser	Payroll accrual	1,208.91
10/15/2019	201900179	Internal Revenue Ser	Payroll accrual	5,169.05
10/15/2019	201900180	Internal Revenue Ser	Payroll accrual	1,208.91
10/15/2019	201900181	MN Dept of Revenue	Payroll accrual	2,704.35
10/15/2019	201900182	Public Employees Ret	Payroll accrual	2,165.43
10/15/2019	201900183	Public Employees Ret	Payroll accrual	2,498.58
10/15/2019	201900184	Select Account	Payroll accrual	287.50
10/15/2019	201900185	Teachers Retirement	Payroll accrual	3,798.32
10/15/2019	201900186	Teachers Retirement	Payroll accrual	4,010.97
10/17/2019	201900227	TeachersPayTeachers	Supplies	6.46
10/18/2019	201900228	Aflac	Oct Insurance	510.54
10/21/2019	201900229	Omni Providence Hote	Hotel stay	563.87
10/22/2019	43741	ESI	Payroll accrual	500.00
10/22/2019	43742	Horace Mann Life Ins	Payroll accrual	150.00
10/22/2019	43742	Horace Mann Life Ins	Payroll accrual	45.00
10/22/2019	43743	Horace Mann Life Ins	Payroll accrual	150.00
10/22/2019	43743	Horace Mann Life Ins	Payroll accrual	45.00
10/22/2019	43742	Horace Mann Life Ins	Payroll accrual	-150.00
10/22/2019	43742	Horace Mann Life Ins	Payroll accrual	-45.00
10/22/2019	201900235	Amazon.com	Supplies	13.28
10/22/2019	201900230	Charter Communicatio	Phone and internet	422.28
10/23/2019	201900231	TeachersPayTeachers	Supplies	4.31
10/23/2019	201900232	TeachersPayTeachers	Supplies	5.32
10/23/2019	201900233	TeachersPayTeachers	Supplies	23.15
10/24/2019	2223	BCA	Background Checks	60.00
10/24/2019	201900236	Coborn's	Stem night supplies	70.11
10/24/2019	201900234	TeachersPayTeachers	Supplies	2.16
10/28/2019	201900237	Deerwood Bank	Positive pay fee	35.00
10/28/2019	201900238	Deerwood Bank	ACH Processing Fee	35.00
10/29/2019	201900239	MN Unemployment	MN Unemployment	552.00

CHECK DATE	CHECK NUMBER	VENDOR	INVOICE DESCRIPTION	AMOUNT
10/30/2019	43744	18th Street Campus,	November 2019 base Rent and CAM Charges	34,483.00
10/30/2019	43745	Arrow Ace Hardware	Balance owed	2.00
10/30/2019	43746	BerganKDV Outsourced	Financial Management and accounting services for the month of October 2019.	5,260.00
10/30/2019	43747	Business Data Record	Shredding services	34.00
10/30/2019	43748	Carver-Lorentz, Cath	Reimbursement for classroom supples	47.98
10/30/2019	43749	Central Locksmiths I	Locks and keys	35.00
10/30/2019	43750	Cintas	Mops, towels and mats	56.43
10/30/2019	43750	Cintas	Mops, towels and mats	148.83
10/30/2019	43750	Cintas	Mops, towels and mats	56.43
10/30/2019	43750	Cintas	Mats, towels and mops	148.83
10/30/2019	43750	Cintas	Mats, towels and mops	74.99
10/30/2019	43751	cmERDC	Building supplies	252.34
10/30/2019	43751	cmERDC	Building supplies	42.93
10/30/2019	43751	cmERDC	Building supplies	64.56
10/30/2019	43751	cmERDC	Supplies	689.30
10/30/2019	43751	cmERDC	Lunch bags	73.26
10/30/2019	43751	cmERDC	Coper service call	75.00
10/30/2019	43752	Dell Financial Servi	Computer rental payment	437.55
10/30/2019	43753	FaceTime Business Re	Business cards	70.00
10/30/2019	43754	Fish, Tom	September Milk	2,015.56
10/30/2019	43755	Kraus-Anderson Insur	HR Services monthly payment - November 2019	250.00
10/30/2019	43756	MASE	FY19-20 Leaders co-hort for J. Walvogel	600.00
10/30/2019	43757	McGraw-Hill Schools	Reading Curriculum	3,233.86
10/30/2019	43757	McGraw-Hill Schools	Shipping costs for an order	16.02
10/30/2019	43758	Menards	Building supplies	36.97
10/30/2019	43758	Menards	Building supplies	30.05
10/30/2019	43758	Menards	Building supplies	25.63
10/30/2019	43758	Menards	Building supplies	37.96
10/30/2019	43758	Menards	Building supplies	24.47
10/30/2019	43758	Menards	Building supplies	36.97
10/30/2019	43759	Millaway, Douglas	Sept 2019 School Psychologist services. 5 hours @ \$100/hr	500.00
10/30/2019	43760	New Horizon Foods	October student meals	16,651.06
10/30/2019	43761	Safeguard Security I	Alarm monitoring	39.95
10/30/2019	43761	Safeguard Security I	Service call to re-connect phone line	42.50
10/30/2019	43762	SPOT Rehabilitation,	OT contract services: 09.10.19 - 09.11.19	220.50
10/30/2019	43763	Tierney Brothers Inc	Installed outlet for smartboard in classroom	222.92
10/30/2019	43764	TriMark	Building supplies	413.27
10/30/2019	43764	TriMark	Building supplies	359.70
10/30/2019	43765	Wells Fargo Financia	Copier lease payment	145.68
10/30/2019	43766	West Central Sanitat	Trash services	323.72
10/30/2019	43767	Xcel Energy	Gas and electric useage: 08.28.19 - 10.02.19	2,576.76
10/30/2019	201900241	Amazon.com	Books	14.81
10/30/2019	201900245	Amazon.com	Books	231.67
10/30/2019	201900243	SAM'S CLUB	Stem night supplies	48.70
10/30/2019	201900240	St. Cloud Times	Marketing	6.99

<u>CHECK</u>	<u>CHECK</u>		<u>INVOICE</u>	
<u>DATE</u>	<u>NUMBER</u>	<u>VENDOR</u>	<u>DESCRIPTION</u>	<u>AMOUNT</u>
10/30/2019	201900242	Walmart	Stem night supplies	31.39
10/30/2019	201900244	Walmart	Stem night supplies	100.48
10/31/2019	201900246	Coborn's	Stem night supplies	46.34
10/31/2019	201900187	Internal Revenue Ser	Payroll accrual	5,349.29
10/31/2019	201900188	Internal Revenue Ser	Payroll accrual	5,211.56
10/31/2019	201900189	Internal Revenue Ser	Payroll accrual	1,218.84
10/31/2019	201900190	Internal Revenue Ser	Payroll accrual	5,211.56
10/31/2019	201900191	Internal Revenue Ser	Payroll accrual	1,218.84
10/31/2019	201900192	MN Dept of Revenue	Payroll accrual	2,635.51
10/31/2019	201900193	Public Employees Ret	Payroll accrual	2,210.69
10/31/2019	201900194	Public Employees Ret	Payroll accrual	2,550.78
10/31/2019	201900195	Select Account	Payroll accrual	287.50
10/31/2019	201900196	Teachers Retirement	Payroll accrual	3,756.66
10/31/2019	201900197	Teachers Retirement	Payroll accrual	3,966.98
			Totals for checks	143,706.40

Post Date	Acct Nbr	Description	Amount
10/31/2019	01 A 121 00	FY18-19 General Education Charter	59944.29
10/31/2019	01 A 121 00	FY18-19 Charter school lease	2324.47
10/31/2019	01 A 121 00	FY18-19 Literacy Incentive	128.68
10/31/2019	01 A 122 00	FY19 FIN 419	12630.93
10/31/2019	01 R 005 000 000 000 099	USAC Treas Deposit	1504.80
10/31/2019	01 R 005 000 000 000 211	FY19-20 General Education Charter	87405.10
10/31/2019	01 R 005 000 000 000 211	FY19-20 General Education Charter	87348.81
10/31/2019	01 R 005 000 000 342 300	FY19-20 Safe Schools	6942.06
10/31/2019	01 R 005 000 011 433 400	FY20 FIN 401 Draw (Transfer f/433), CRS	597.07
10/31/2019	01 R 005 000 012 433 400	FY20 FIN 401 Draw (Transfer f/433) CRS 0	1644.44
10/31/2019	02 R 005 770 000 701 300	State lunch	404.25
10/31/2019	02 R 005 770 000 701 471	Reg lunch	1099.56
10/31/2019	02 R 005 770 000 701 471	HHFKA lunch	226.38
10/31/2019	02 R 005 770 000 701 472	Free and red lunch	9993.06
10/31/2019	02 R 005 770 000 703 300	State milk	72.60
10/31/2019	02 R 005 770 000 705 476	Breakfast	6626.40
10/31/2019	02 R 005 770 000 706 471	FFVP	1354.00
Total for Cash Receipts			280246.90

Post Date	Acct Nbr	Description	Amount
		Total for Journal Entries	0.00