

St. Cloud Math and Science Academy Board of Directors

Charter School #4223

Proposed and Tentative Board Minutes

Virtual Meeting via ZOOM

1025 18th St. N

St. Cloud, MN 56303

November 18, 2020

4:30 - ~6:00 pm



Topic: November 18, 2020 Board Meeting – to include June 30, 2020 auditor’s report

Time: November 18, 2020 04:30 PM Central Time (US and Canada)

Join Zoom Meeting: <https://zoom.us/j/97246300400> Meeting ID: 972 4630 0400

1. Call to Order

Reading and Reflection on the school’s Mission Statement: **With kindness and respect as our foundation, our highly skilled educators prepare students to become lifelong learners through the integrated instruction of Science, Technology, Engineering and Math in a safe and caring environment.**

2. ROLL CALL PRESENT/ ABSENT: Mohamad Ali – absent, Amy Cross – present, Alex Johnson – present, Michael Mullin- present, Andrew Schultz – present, Mary White-Levilain- absent

*Quorum has been met

(Please Note: All virtual; e.g., ZOOM, open meetings in Minnesota, require ALL roll call votes.)

Staff and/or Guests present – note for the record and anyone wishing to speak (10.a.1.)

Chuck Herdegen, Zachary Hecksel-Schauer, Justin Nilson, Jean (NEO), Milton Hodge, Jill Waldvogel, Tammy Bengtson

3. Conflict of Interest Declarations

4. CONSENT AGENDA:

The consent agenda consists of routine matters that the Board considers without debate. Any Director may remove an item from the consent agenda and add it to the ACTION ITEMS by requesting removal of the item at the time the consent agenda is moved for approval. (Roll Call)

- October 21, 2020 Board Minutes
- Today’s Board Meeting Agenda

Alex Johnson moved to approve the consent agenda, Amy Cross seconds

Roll Call- Amy Cross- aye, Alex Johnson- aye, Michael Mullin- aye, Andrew Schultz- aye - All in Favor, Motion carries

5. Presentation of the June 30, 2020 Audited Financial Statements ~5:00 PM
 1. **Abdo Eick & Meyers CPAs, LLP** - Justin Nilson, CPA (with Nick Taintor, CFO)
 2. Audit Results- Auditors opinion- No audit findings
 3. MN legal compliance- no findings
 4. Auditor Recommendations- should move funds to earn interest- currently checking account is yielding zero interest
 5. Food service Fund Expenditures are above average
 6. Key Performance Indicators- Employee wages and benefits are above average

6. Program Report(s)
 - a. **Milton Hodge** – Grade #6 Guest Teacher/ Staff, Welcome!
First year teaching 6th grade, really put effort into establishing relationships with students and it has been going well. Since there recently was an election he had his students campaign for class president. They also made a video congratulating the winner.
 - b. **Novation Education Opportunities** report/comments – Wendy Swanson-Choi- none

7. Executive Director/ Principal Report – Tammy Bengtson
 - a. Enrollment Report – 232 Students
 - b. Started Distant Learning October 19 and continuing until January 4th
 - c. There is daycare at school for essential workers and Special Education students- currently 10 students, 3 paras and the school Social worker. The daycare is daily from 8:00-2:30
 - d. Teachers are utilizing their paras during Distance Learning by having them do interventions with students in breakout rooms on Zoom.
 - e. If there are Snow days- daycare will be close, the food bus will not deliver, office staff will work from home, Teachers will still teach via Zoom
 - f. NEO compliance visit February 17 1:00-4:00 and NEO walk through Feb 24
8. Student Progress Report – Jill Waldvogel or designee
 - . Reviewing those data required by Novation Education Opportunities
 1. Presented ACCESS score information
 2. Attain English Language Proficiency – State and Resident District Comparisons
 3. All Students are ready for career or college
 4. Meet or exceed national performance framework for 2019-2022 NEO Renwal
 5. Currently 20 out of 40 points were earned

9. Standing Committee Reports (Please provide relevant documents prior to the meeting)
 - A. Finance Committee Report – Amy Cross/ Mary White-Levilain
 - a. October 2020 Financial Statements and Management Report- Chuck Herdegen
 1. Projecting a surplus of about \$10,000 and we are 1/3 of the way through the fiscal year and at 26% expenses spent
 2. Will be moving to interest bearing accounts
 - B. Educational Programs and Accountability Report – Andrew Schultz
 1. First time using trimesters

2. Leadership team planned virtual Parent-Teacher conferences
 3. Governor's new executive orders- Staff Mental Health- Staff social on zoom using breakout rooms
- C. Facilities Committee Report – Michael Mullin
- . Status of 2019 Butterfly Garden Grant- Landscaping committee is 5 staff and there is about \$2000 for the butterfly garden
- D. Executive Committee Report – Michael Mullin
- . Follow-Up regarding message from Novation Education Opportunities
 1. The to do list is done as far as it can be- website transition
 - a. Priority: Identify another parent for the Board = Two (2) open seats
 1. Jill has 2 parent recommendations- will give contact information to Michael
- *Reminder to turn in and training certificates and get them to Mary.
- ii. Amy, Mohamed, Mary terms end June 30, 2021 – all eligible for reelection
- b. Board education and development; Directors, please report modules completed
10. Action Items:
- a. Consideration of the June 30, 2020 Audited Financial Statements (Roll Call)
Andrew Schultz motioned to accept the June 30, 2020 Audited Financial Statements, Alex Johnson seconded.
Roll Call- Amy Cross- aye, Alex Johnson- aye, Michael Mullin- aye, Andrew Schultz- aye - All in Favor, Motion carries
 - b. Consideration of October 2020 Financial Statements (Roll Call)
Amy Cross made a motion to accept the October 2020 Financial Report, Andrew Schultz seconded
Roll Call- Amy Cross- aye, Alex Johnson- aye, Michael Mullin- aye, Andrew Schultz- aye - All in Favor, Motion carries
 - c. Consideration of *Scope of Authority for Executive Director/ Principal Policy #48* (Roll Call)
Andrew Schultz motioned the approval to adopt the Scope of Authority for Executive Director/Principal Policy #48, Amy Cross seconded
Roll Call- Amy Cross- aye, Alex Johnson- aye, Michael Mullin- aye, Andrew Schultz- aye - All in Favor, Motion carries
 - d. Consideration of Health Insurance Purchasing Policy #47 (Roll Call)
Alex Johnson motioned to accept the Health Insurance Purchasing Policy #47, Andrew Schultz seconded
Amy Cross made a motion to accept the October 2020 Financial Report, Andrew Schultz seconded
Roll Call- Amy Cross- aye, Alex Johnson- aye, Michael Mullin- aye, Andrew Schultz- aye - All in Favor, Motion carries
11. Any further business - none
- a. Public Comment, if any (Please register in advance of the meeting)
- i. List guests who wish to speak:
12. Announce date/ time of next meeting: January 20, 2021 (No December 2020 meeting)
 13. Adjourn at 5:52pm

2020-2021 St. Cloud Math and Science Academy
 Charter School #4223
 Board Meeting Calendar -- Tentative/ Policy Review Schedule
 Subject to change


Board Meeting Date	Policy to Review
August 19, 2020 4:30 PM	TBD
September 16, 2020 4:30 PM	Pledge of Allegiance to the United States flag
October 21, 2020 4:30 PM	Travel out of State
November 18, 2020 4:30 PM	Auditor's Report for June 30, 2020/ Policy #47
January 20, 2021 4:30 PM	TBD
February 17, 2021 4:30 PM	TBD
March 17, 2021 4:30 PM	TBD
April 21, 2021 4:30 PM	TBD

May 19, 2021 4:30 PM TBD

May 19, 2021 = Annual Meeting Election of Directors

DRAFT Minutes Respectfully Submitted by Recording Secretary/ Clerk, Kim Hess

Certified/ Approved: Mary White-Levilain, Board Secretary



ST. CLOUD
MATH AND SCIENCE
ACADEMY
ISD 4223

St. Cloud Math & Science Academy
St. Cloud, MN
District 4223

Financial Statements

October 31, 2020

bergankDV | DO MORE.

Prepared by:
Tyler Dehne
Outsourced Controller
11/05/2020

**St. Cloud Math & Science Academy
St. Cloud, MN
October 31, 2020 Financial Statements**

Table of Contents

Executive Summary	3
Dashboard	5
Balance Sheet	7
Statement of Revenues and Expenditures	8
Cash Flow Projection	11
Enrollment	12

St. Cloud Math & Science Academy
St. Cloud, MN
October 31, 2020 Financial Statements
Executive Summary

Summary of Key Indicators

- The School is currently budgeting 229 Average Daily Membership (ADM). Actual Membership as of October 30th is 230, with a current ADM of 231. An enrollment summary is presented on page 13 with actual enrollment amounts and ADM for each month through the date of this report.
- The working budget 2020-2021 projects an annual surplus (revenues to exceed expenditures) in all funds in the amount of \$10,754, projected cumulative fund balance of \$1,106,725, 30% of total budgeted expenditures.
- Overall, the school is right on track with 25.9% of expenditures spent year to date, compared to 33% of the fiscal year completed.
- Projected Days Cash on Hand is 85 days.

Balance Sheet

The beginning balances shown on the Balance Sheet are based on the audited ending information as of June 30, 2020.

The cash balance at the end of the month was \$997,554.

The School began receiving State aid holdback payments for FY 2019-2020 in August. The remaining State aid holdback payments of \$38,486 will be received over the next several months once FY 2019-2020 has been finalized.

The State holdback for the current fiscal year is estimated to be a receivable of \$155,141 at the time of this report. The holdback amount is approximately 10% of total state aids. The remaining holdback amount will be paid back to the School in fiscal year 2022.

Salaries and Wages Payable represents the proportion amount as of this reporting period owed to staff who receive a paycheck during the summer. This is an estimate as actual will be calculated on or near June 30.

Accounts Payable represent amounts due for invoices received but not paid as of the end of the period.

Balance Sheet (Continued)

Payroll Deductions and Contributions (Owed) represents the proportion amount as of this reporting period owed to staff who receive a paycheck during the summer. This is an estimate as actual will be calculated on or near June 30.

Statement of Revenue and Expenditures

This report shows the original budget approved, the working budget, and year to date activity (revenues and expenditures).

Per review of the Statement of Revenue and Expenditures, there have been no changes of note from the Original Budget in the Working Budget.

Cash Flow Projection

Nothing significant to note this month. There is a new look to the cash flow projection which should be easier to read and tracks the activity of revenues and expenditures from previous months.

Other Items

- The School received \$19,716 from Stearns County this month to assist with purchases to keep students and staff safe during the pandemic.

Supplemental Information

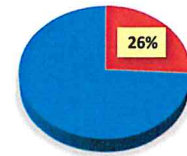
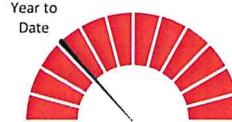
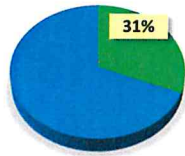
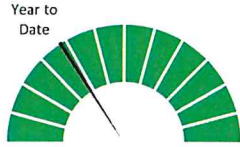
A separate Management Report is provided, which shows checks that were written during the month, receipts that were accounted for, journal entry transactions that were recorded, contracted services details, and food service details.

Please feel free to contact Tyler Dehne at tyler.dehne@bergankdv.com should you have questions related to the financial statements.

St. Cloud Math and Science Academy
St. Cloud, MN
Financial Statements Dashboard
October 31, 2020

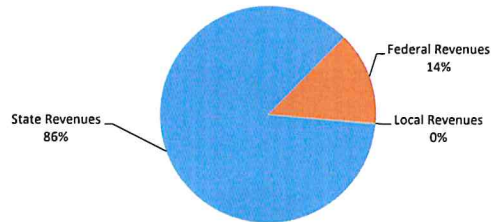
Financial Summary - Budgeted Amounts and Year to Date Activity

<i>Resources to Operate Programs (Revenues):</i>		<i>Funds Used to Provide Programs and Services (Expenses):</i>			<i>Excess / Deficit</i>
Approved Budget	\$3,608,337	Approved Budget	\$3,597,583		\$10,754
Working Budget	\$3,701,029	Working Budget	\$3,690,275		\$10,754
Year to Date	\$1,158,189	Year to Date	\$953,893	25.85%	\$204,296

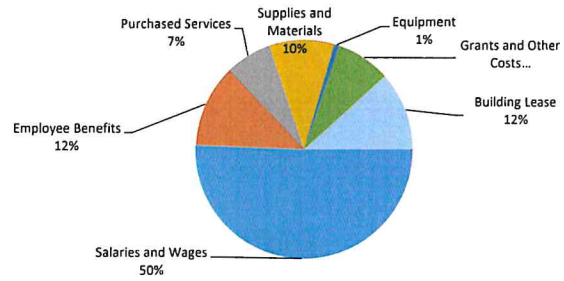


Budgets for the Year

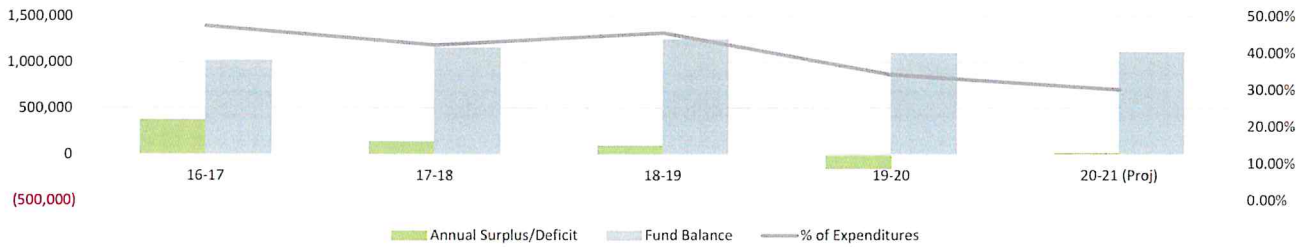
Where funds will come from to operate the school:

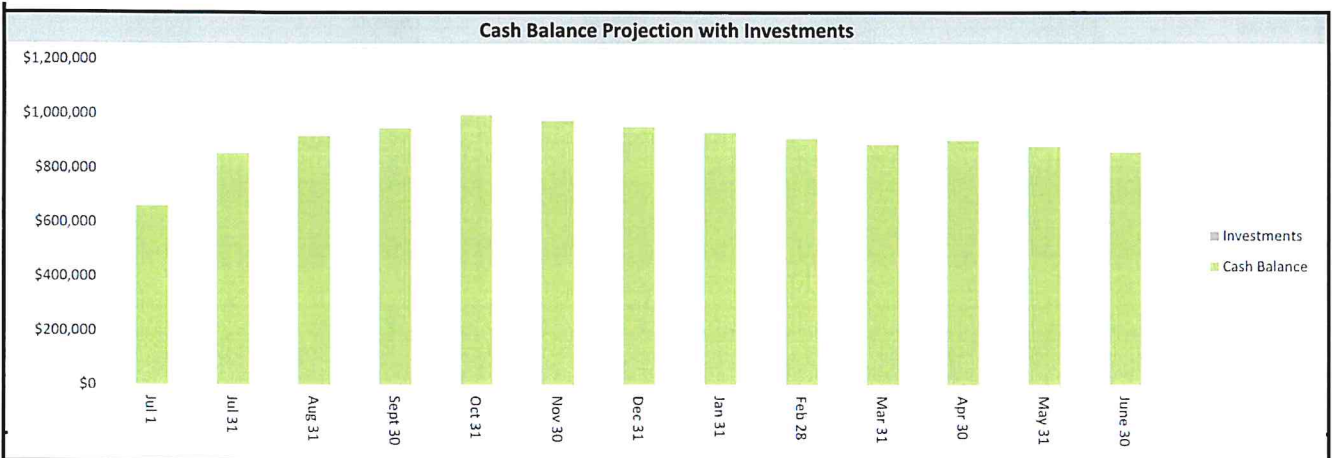
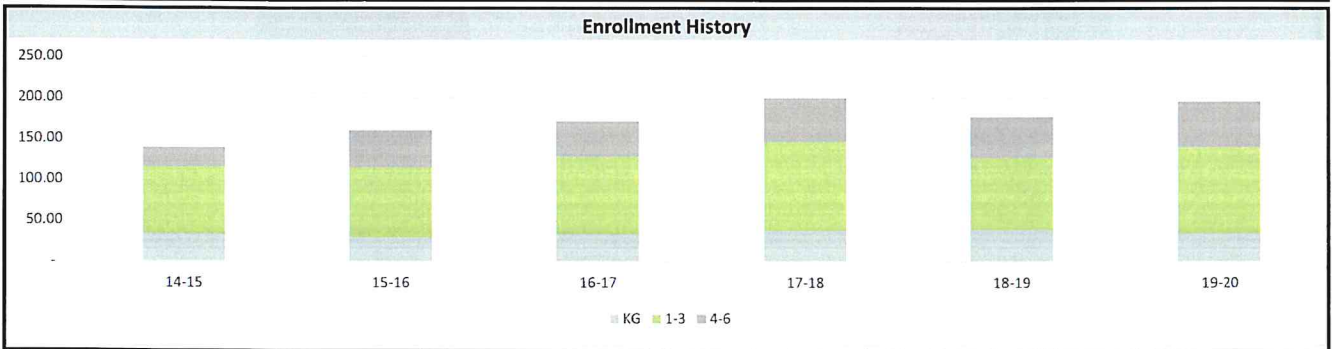
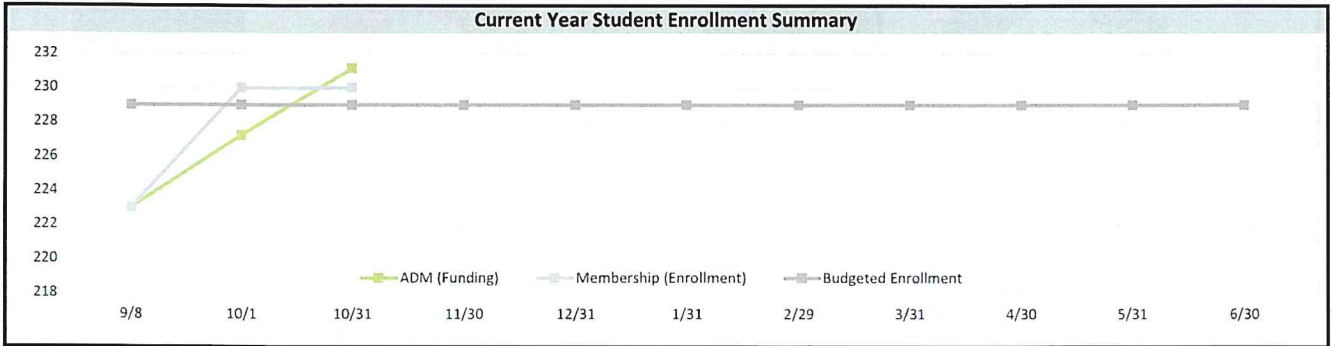
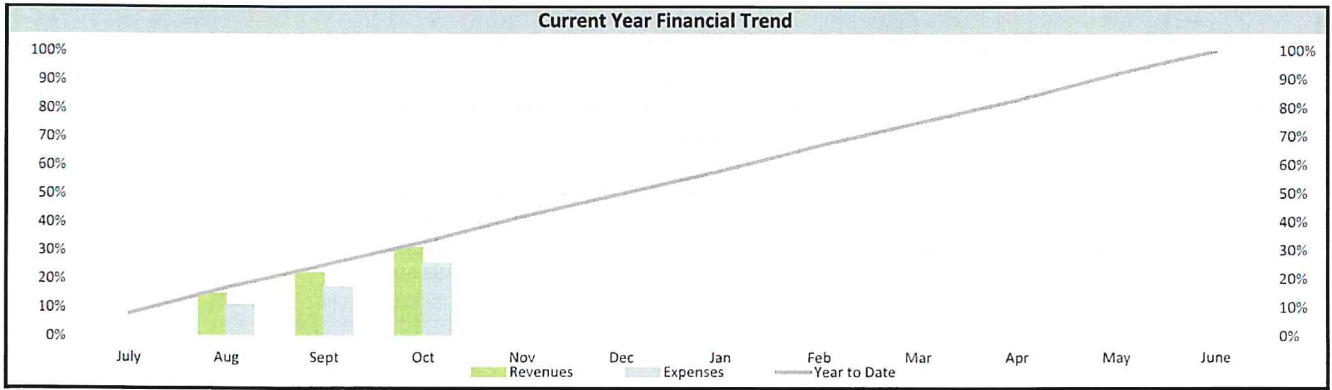


How the money is budgeted to be spent:



Fund Balance History





St. Cloud Math and Science Academy
St. Cloud, MN
Balance Sheet
October 31, 2020

	Audited Balance June 30, 2020	Ending Balance
Assets		
Cash and Investments	\$ 661,722	\$ 997,554
Accounts Receivable	5,567	5,477
State Aids Receivable	538,078	38,486
Current Year State Holdback Receivable		155,141
Federal Aids Receivable	19,351	76,613
Prepaid Expenses and Deposits	51,184	36,741
Payroll Deductions and Contributions (Prepaid)	-	22,242
	<hr/>	<hr/>
Total All Assets	<u>\$ 1,275,901</u>	<u>\$ 1,332,254</u>
Liabilities and Fund Balance		
Current liabilities		
Salaries and Wages Payable	\$ 83,372	\$ 23,713
Accounts Payable	29,050	1,830
Payroll Deductions and Contributions (Owed)	67,509	6,444
	<hr/>	<hr/>
Total current liabilities	179,931	31,987
Fund balance		
Fund balance 07-01-2020	\$ 1,095,971	\$ 1,095,971
Net income to date		204,296
	<hr/>	<hr/>
Total fund balance	1,095,971	1,300,267
	<hr/>	<hr/>
Total liabilities and fund balance	<u>\$ 1,275,901</u>	<u>\$ 1,332,254</u>

Management has elected to omit substantially all disclosures, government-wide financial statements and required supplementary information.

No CPA provides any assurance on these financial statements.

St. Cloud Math and Science Academy
St. Cloud, MN
Statement of Revenues and Expenditures
October 31, 2020

Months: 4 33.33%

	FY 2020 Audited Actuals 196 ADM	FY 2021 Original Budget 229 ADM	FY 2021 Working Budget 229 ADM	Year to Date Activity	Percent of Working Budget
General Fund - 01					
Revenues					
State Revenues					
General Education Aid	\$ 1,972,066	\$ 2,310,941	\$ 2,310,941	\$ 789,271	34.2%
Charter School Lease Aid	258,911	300,906	300,906	-	0.0%
Long Term Facilities Maintenance Aid	26,009	30,228	30,228	-	0.0%
Literacy Incentive Aid	11,117	11,117	11,117	-	0.0%
Safe School Supplemental Aid	6,942	-	-	-	n/a
School Land Trust Endowment Aid	7,964	6,483	6,483	4,164	64.2%
Special Education Aid	405,524	517,146	517,146	110,364	21.3%
Prior Year Adjustments	10,335	-	-	-	n/a
Estimated State Holdback Amount	-	-	-	155,141	NA
Total State Revenues	2,698,868	3,176,821	3,176,821	1,058,940	33.3%
Federal Revenues					
Federal Title I	74,497	101,005	101,005	14,000	13.9%
Federal Title II	4,920	10,671	10,671	-	0.0%
Federal Title III	27,061	21,682	21,682	-	0.0%
Federal Title IV	20,000	-	-	-	0.0%
Federal Special Education	30,445	35,753	35,753	11,051	30.9%
Federal CEIS	-	6,323	6,323	-	0.0%
Federal CRF	-	-	72,976	53,738	73.6%
Federal Other CRF	-	-	19,716	19,716	100.0%
Federal Other	3,095	4,876	4,876	-	0.0%
Total Federal Revenues	160,018	180,310	273,002	98,505	36.1%
Local Revenues					
Fees from Students	-	-	-	-	0.0%
Medical Assistance	3,928	3,500	3,500	211	6.0%
Contributions and Gifts, Grants	2,516	-	-	-	0.0%
E-Rate Revenues	3,507	2,106	2,106	-	0.0%
Miscellaneous Revenues	19	-	-	60	0.0%
Total local revenues	9,970	5,606	5,606	271	4.8%
Total Revenues	\$ 2,868,856	\$ 3,362,737	\$ 3,455,429	\$ 1,157,716	33.5%
Expenditures					
Salaries and Wages	\$ 1,299,165	\$ 1,392,347	\$ 1,392,347	\$ 365,216	26.2%
Employee Benefits	348,730	360,079	360,079	93,774	26.0%
Contracted Services	115,020	146,200	146,200	47,707	32.6%
Repairs and Technology Maintenance	2,163	2,900	2,900	547	18.9%
Communication Services	5,399	6,500	6,500	1,860	28.6%
Postage	782	1,300	1,300	101	7.8%
Utilities	40,371	40,800	40,800	10,996	27.0%
Property and Casualty Insurance	16,821	17,200	17,200	4,456	25.9%
Repairs and Maintenance	2,718	4,200	4,200	2,777	66.1%
Field Trip Transportation	1,411	3,500	3,500	-	0.0%
Travel and Conferences	4,683	4,200	4,200	3,665	87.3%
Field Trip Admissions	496	3,435	3,435	-	0.0%
Building Lease	403,656	431,892	431,892	143,964	33.3%
Other Rentals and Leases	6,936	10,200	10,200	2,333	22.9%

St. Cloud Math and Science Academy
St. Cloud, MN
Statement of Revenues and Expenditures
October 31, 2020

				Months: 4	33.33%
	FY 2020 Audited Actuals 196 ADM	FY 2021 Original Budget 229 ADM	FY 2021 Working Budget 229 ADM	Year to Date Activity	Percent of Working Budget
Office Supplies/General Supplies	22,580	26,400	26,400	10,193	38.6%
Maintenance Supplies	20,755	29,900	29,900	9,244	30.9%
Non-Instructional Software	13,372	16,800	16,800	10,781	64.2%
Instructional Software	15,763	10,800	10,800	11,110	102.9%
Instructional Supplies	19,973	22,900	22,900	15,694	68.5%
Noninstructional Technology	133	700	700	264	37.7%
Instructional Technology	34,772	23,760	23,760	168	0.7%
Textbooks and Workbooks	14,631	22,381	22,381	1,181	5.3%
Media/Library Resources	937	1,200	1,200	745	62.1%
Food	2,325	3,100	3,100	411	13.3%
Furniture and Other Equipment	23,300	19,300	19,300	-	0.0%
Dues and Memberships	20,105	23,156	23,156	18,243	78.8%
Third Party Expenditures	-	3,500	3,500	-	0.0%
State Special Education					
Salaries	360,079	452,342	452,342	51,874	11.5%
Benefits	64,494	82,168	82,168	8,976	10.9%
Other	6,836	15,645	15,645	1,070	6.8%
Federal Programs					
Federal Title I	74,497	101,005	101,005	14,000	13.9%
Federal Title II	4,920	10,671	10,671	-	0.0%
Federal Title III	27,061	21,682	21,682	-	0.0%
Federal Title IV	20,000	-	-	-	0.0%
Federal Special Education	30,445	35,753	35,753	11,051	30.9%
Federal CEIS	-	6,323	6,323	-	0.0%
Federal CRF	-	-	72,976	53,738	73.6%
Federal Other CRF	-	-	19,716	19,716	100.0%
Federal Other	-	4,876	4,876	-	0.0%
Transfer to food service fund	-	-	-	-	0.0%
Total expenditures	\$ 3,025,328	\$ 3,359,115	\$ 3,451,807	\$ 915,856	26.5%
General fund net income	\$ (156,473)	\$ 3,622	\$ 3,622	\$ 241,860	
Food Services Fund - 02					
Revenues					
State Revenues	\$ 2,984	\$ 5,600	\$ 5,600	\$ -	0.0%
Federal Revenues	198,548	240,000	240,000	473	0.2%
Total revenues	\$ 201,531	\$ 245,600	\$ 245,600	\$ 473	0.2%
Expenditures					
Salaries and Wages	\$ 25,400	\$ 25,500	\$ 25,500	\$ 3,090	12.1%
Employee Benefits	5,605	6,500	6,500	469	7.2%
Purchased Services	40	100	100	75	75.0%
Supplies and Materials (Inc. Food and Milk)	157,661	199,768	199,768	34,343	17.2%
Equipment	6,435	6,500	6,500	-	0.0%
Dues and Memberships	60	100	100	60	60.0%
Total Expenditures	\$ 195,202	\$ 238,468	\$ 238,468	\$ 38,037	16.0%
Food Services Fund Net Income	\$ 6,330	\$ 7,132	\$ 7,132	\$ (37,564)	

St. Cloud Math and Science Academy
St. Cloud, MN
Statement of Revenues and Expenditures
October 31, 2020

Months: 4 33.33%

	FY 2020 Audited Actuals 196 ADM	FY 2021 Original Budget 229 ADM	FY 2021 Working Budget 229 ADM	Year to Date Activity	Percent of Working Budget
Total All Funds					
Revenues					
State Revenues	\$ 2,701,851	\$ 3,182,421	\$ 3,182,421	\$ 1,058,940	33.3%
Federal Revenues	358,566	420,310	513,002	98,978	19.3%
Local Revenues	9,970	5,606	5,606	271	4.8%
Total Revenues	\$ 3,070,387	\$ 3,608,337	\$ 3,701,029	\$ 1,158,189	31.3%
Expenditures					
Salaries and Wages	\$ 1,684,644	\$ 1,870,189	\$ 1,870,189	\$ 420,179	22.5%
Employee Benefits	418,829	448,747	448,747	103,220	23.0%
Purchased Services	607,333	688,072	688,072	219,551	31.9%
Supplies and Materials	302,902	357,709	357,709	94,134	26.3%
Equipment	29,735	25,800	25,800	-	0.0%
Grants and Other Costs	177,088	207,066	299,758	116,808	39.0%
Total Expenditures	\$ 3,220,530	\$ 3,597,583	\$ 3,690,275	\$ 953,893	25.9%
Total Revenues All Funds	\$ 3,070,387	\$ 3,608,337	\$ 3,701,029	\$ 1,158,189	31.3%
Total Expenditures All Funds	\$ 3,220,530	\$ 3,597,583	\$ 3,690,275	\$ 953,893	25.9%
Net Income - All Funds	\$ (150,143)	\$ 10,754	\$ 10,754	\$ 204,296	
<hr/>					
Beginning Fund Balance, All Funds, July 1, 2020	\$ 1,246,113	\$ 1,095,971	\$ 1,095,971	\$ 1,095,971	
Projected Fund Balance, All Funds, June 30, 2021	\$ 1,095,971	\$ 1,106,725	\$ 1,106,725	\$ 1,300,267	
Projected Fund Balance Percentage	34%	31%	30%		

The Working Budget estimates shown on this report are prepared using both the school's estimates and consultant estimates and are prepared for internal use only.

St. Cloud Math and Science Academy
Cash Flow Projection Summary
2020-2021 School Year

Period Ending	Cash Inflows (Revenues)				Total Receipts	Cash Outflows (Expenditures)			Cash Balance
	State Aid Payments	Federal Aid Payments	Other Receipts	Prior Year State and Federal Holdback		Salaries (Cash flow budgeted at Gross but updated at Net)	Other Expenses Actual Includes Benefits (Tax Payments, PERA, TRA) and AP	Total Expenses	
Jul 31	\$ 199,668	\$ -	\$ -	\$ 234,948	\$ 434,616	\$ 102,040	\$ 138,041	\$ 240,081	\$ 661,722
Aug 31	199,863	-	-	97,156	297,019	101,089	131,538	232,626	856,256
Sept 30	211,676	-	39	127,456	339,171	135,962	174,572	310,534	920,649
Oct 31	292,593	20,189	2,716	61,714	377,212	167,870	161,073	328,943	949,286
Nov 30	245,047	55,189	356	-	300,593	170,403	151,858	322,261	997,554
Dec 31	245,047	55,189	356	-	300,593	170,403	151,858	322,261	975,886
Jan 31	245,047	55,189	356	-	300,593	170,403	151,858	322,261	954,217
Feb 28	245,047	55,189	356	-	300,593	170,403	151,858	322,261	932,549
Mar 31	245,047	55,189	356	-	300,593	170,403	151,858	322,261	910,881
Apr 30	245,047	55,189	356	36,156	300,593	170,403	151,858	322,261	889,212
May 31	245,047	55,189	356	-	336,749	170,403	151,858	322,261	903,700
June 30	245,047	55,189	356	-	300,593	170,403	151,858	322,261	882,031
Projected	2,864,179	461,702	5,606	557,429	3,888,916	1,870,189	1,820,086	3,690,275	860,363
Totals	2,864,179	461,702	5,606	557,429	3,888,916	1,870,189	1,820,086	3,690,275	-

Assumptions: 10% State Aid Holdback

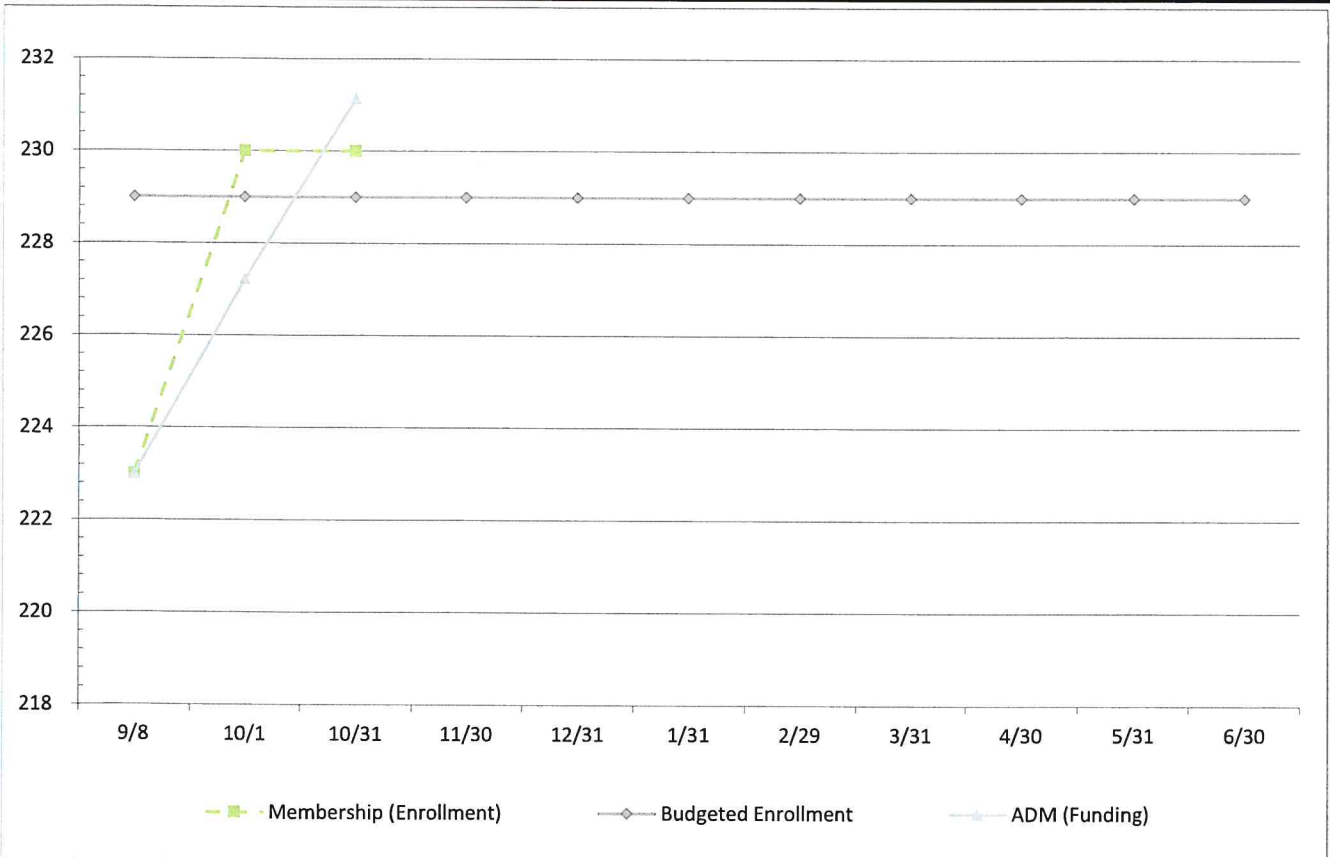
This cash flow projection is to be used only to show that if we follow our working budget for the year that we will not encounter cash flow issues and that we will be able to maintain normal operations. It is not meant to be used to accurately predict what expenditures will be incurred in the short-term. Due to the manner in which MDE regulates the funding, abrupt changes may occur in the amounts of the payments. However, the total amount of the state aids should be reasonable given a stable budget.


Management has elected to omit substantially all disclosures, government-wide financial statements, and required supplementary information. No CPA provides any assurance on these financial statements.

St. Cloud Math and Science Academy
St. Cloud, MN
Attendance / Enrollment Report
2020-2021 School Year

Membership (Enrollment)											
Grade	9/8	10/1	10/31	11/30	12/31	1/31	2/29	3/31	4/30	5/31	End of Year
KG	32	36	35								
1	32	33	34								
2	38	39	39								
3	37	39	41								
4	32	32	31								
5	33	33	33								
6	19	18	17								
	223	230	230	0	0	0	-	-	-	-	-

St. Cloud Math & Science Academy ADM 09/08/20 through 10/01/20 - 227.22





ST. CLOUD
MATH AND SCIENCE
ACADEMY
ISD 4223

St. Cloud Math & Science Academy
St. Cloud, MN
District 4223

Management Reports

October 31, 2020

bergankDV | DO MORE.

Prepared by:
Tyler Dehne
Outsourced Controller

CHECK DATE	CHECK NUMBER	CHECK VENDOR	INVOICE DESCRIPTION	AMOUNT
10/01/2020	44121	Batteries Plus	Light Bulb Recycling	37.95
10/01/2020	44122	Brian Ingvalson & Associates	Consulting Services: 9/7 Writing, Consulting on ESEA grant development and training of J.Waldvogel	400.00
10/01/2020	44123	cmERDC	Acrylic Paint	12.66
10/01/2020	44124	Foster, Virginia	Masks	207.00
10/01/2020	44125	McGraw-Hill Schools Education Holdings, LLC	Shipping for Science Notebook	21.36
10/01/2020	44126	STAINBROOK COMMUNICATIONS INC	Tech: Move jack in room 122 and reroute cord	347.00
10/01/2020	44127	Today's Classroom LLC	Student Desks (90 @ \$50/ea + shipping)	5,700.00
10/05/2020	44128	Healthiest You c/o Teledoc Inc	Healthcare App	352.00
10/07/2020	44129	Cintas	Facility Services: Scrapers, Mats, Mops, Towels	188.62
10/07/2020	44129	Cintas	Facility Services: Mats, Mops, Towels	61.26
10/07/2020	44130	cmERDC	Credit Memo: Maintenance Supplies	-551.30
10/07/2020	44130	cmERDC	Copier Count	645.44
10/07/2020	44131	GK Consulting LLC	IT Consulting Services	115.00
10/07/2020	44132	Healthiest You c/o Teledoc Inc	Healthcare App	352.00
10/07/2020	44133	Kraus-Anderson Insurance	Premier HR - November 2020 Installment	250.00
10/07/2020	44134	Millaway, Douglas	Mental Health Consultant: 8/31/20 - 9/30/20	700.00
10/07/2020	44135	Waldvogel, Jill	Expense Reimbursement: Incentives/prizes for sped	40.10
10/07/2020	44136	ESI	Payroll accrual 9/30	500.00
10/07/2020	44137	Horace Mann Life Insurance Co	Payroll accrual 9/30	415.00
10/13/2020	44138	Abdo, Eick & Meyers, LLP	Progress bill for FY20 auditing services	8,000.00
10/13/2020	44139	Central Locksmiths Inc.	Facility Supplies: Keys	21.00
10/13/2020	44140	Dell Financial Services	Computer Rental: October 2020 (Inv# 80596254)	437.55
10/13/2020	44141	Follett School Solutions	School Library Hosted Service Renewal	744.83
10/13/2020	44142	Hage, Robert	Expense Reimbursement: BookWidgets.com Software purchase	49.00
10/13/2020	44143	IXL Learning Inc	FY21 IXL Service Site License + 90-minute professional learning session	3,683.00
10/13/2020	44144	Leighton Broadcasting	Radio Advertising 9/26-9/28	632.00
10/13/2020	44145	McGraw-Hill Schools Education Holdings, LLC	Reading Curriculum Supplies	1,917.36
10/13/2020	44146	Menards - St. Cloud	Facility Supplies	116.86
10/13/2020	44147	New Horizon Foods	Food Service - Meals: October 2020 (pre-bill) + Sept billed/served difference	19,958.99
10/13/2020	44148	Office Furniture Solutions, Inc.	School Supplies: Portable white boards, tables, file cabinets + delivery	1,662.00
10/13/2020	44149	Safeguard Security Inc.	Monthly Fire Alarm Monitoring (October)	39.95
10/13/2020	44150	SPOT Rehabilitation, Inc.	PT Services: 9/30/20	105.00
10/13/2020	44151	T-Mobile	Mobile Hot Spots for DL (10 @ \$20/ea)	2,400.00
10/13/2020	44152	TriMark	Janitorial Supplies	529.05
10/19/2020	44153	Arrow Ace Hardware	Facility Supplies	5.18
10/19/2020	44154	BerganKDV Outsourced Services LLC	Financial management and accounting services for October 2020	5,415.00
10/19/2020	44155	Fish, Tom	Milk	2,291.00
10/19/2020	44156	McGraw-Hill Schools Education Holdings, LLC	Curriculum Supplies	3,500.39
10/19/2020	44156	McGraw-Hill Schools Education Holdings, LLC	Reading Curriculum Supplies	2,224.53
10/19/2020	44157	Menards - St. Cloud	Facility Supplies	26.84
10/19/2020	44158	West Central Sanitation, Inc	October - Waste & Recycling Services (Inv#11870453)	379.45
10/26/2020	44159	Cintas	Facility Services: Scrapers, Mats, Mops, Towels	208.13
10/26/2020	44159	Cintas	Facility Services: Mops & Towels	56.76
10/26/2020	44160	Menards - St. Cloud	Facility Supplies: Plexi glass	61.97

CHECK DATE	CHECK NUMBER	CHECK VENDOR	INVOICE DESCRIPTION	INVOICE AMOUNT
10/26/2020	44161	Stice, Vaughn	Expense Reimbursement: COVID Supplies	64.00
10/26/2020	44162	Wells Fargo Financial Leasing	October Lease Payment	145.68
10/27/2020	44163	cmERDC	Copier Staples	150.00
10/27/2020	44164	PreferredOne Insurance Company	Health Insurance Premiums: November 2020	12,568.51
10/27/2020	44165	Rochester 100 Inc	Homework Folders	135.00
10/15/2020	202000191	Public Employees Retirement Assoc	Payroll accrual 10/15	3,926.96
10/15/2020	202000192	Teachers Retirement Assoc	Payroll accrual 10/15	9,076.09
10/01/2020	202000193	18th Street Campus, LLC	October Lease	36,797.00
10/01/2020	202000194	Amazon.com	Disposable Isolation Gowns	17.49
10/01/2020	202000195	Amazon.com	School Supplies - crayons	7.04
10/02/2020	202000196	Amazon.com	SPED Supplies - scissors	9.79
10/02/2020	202000197	GIS Benefits	Voluntary Insurance Premiums: October	2,794.55
10/05/2020	202000198	Adobe Systems Inc	Monthly Subscription Fee	16.13
10/05/2020	202000199	Amazon.com	School Supplies - Command strips & iPad Cases	163.82
10/05/2020	202000200	Amazon.com	Misc School Supplies	308.09
10/05/2020	202000201	Amazon.com	Misc School Supplies + SPED Supplies	431.88
10/05/2020	202000202	Coborn's	Salt - cancelled order	13.90
10/05/2020	202000203	Coborn's	Pumpkins for 1st grade	72.00
10/05/2020	202000204	BerganKDV Ltd.	KPAY 10/2	50.75
10/05/2020	202000205	BerganKDV Ltd.	KPAY 9/30	202.85
10/05/2020	202000206	TeachersPayTeachers	School Supplies	4.31
10/05/2020	202000207	Hanover Insurance Group	Monthly Insurance Payment	1,125.49
10/07/2020	202000208	Amazon.com	School Supplies - watercolors	62.91
10/07/2020	202000209	Amazon.com	School Supplies - Command hooks	47.17
10/07/2020	202000210	SAM'S CLUB	School Supplies	75.78
10/07/2020	202000211	SAM'S CLUB	School Supplies - Clorox Wipes	14.48
10/08/2020	202000212	Amazon.com	School Supplies - iPad case, Q-tips, & Label tape replacement	43.44
10/08/2020	202000213	Amazon.com	School Supplies - Command strips	9.99
10/12/2020	202000214	Amazon.com	Curriculum Books	1,160.00
10/12/2020	202000215	Walmart	Classroom Supplies	34.95
10/12/2020	202000216	Zoom Video Communications Inc	Zoom Conferencing Fees	79.65
10/14/2020	202000217	One Beat CPR Learning Center LLC	AED Device & Cabinet	1,003.40
10/15/2020	202000218	Amazon.com	School Supplies - binder clips	5.10
10/15/2020	202000219	Amazon.com	School Supplies - Binder clips, storage organizer, hooks, & tape refill	78.68
10/15/2020	202000220	Amazon.com	School Supplies - Photo case	25.99
10/15/2020	202000221	Amazon.com	School Supplies - Cubby bin	57.96
10/15/2020	202000222	Resources For Educators	Home Connection Subscription	577.00
10/16/2020	202000223	Nokomis Energy	Community Solar for August 2020	1,799.27
10/19/2020	202000224	Amazon.com	Computer chair	79.98
10/19/2020	202000225	BerganKDV Ltd.	KPAY 10/15	287.96
10/19/2020	202000226	Aflac	September 2020 Premiums	430.32
10/20/2020	202000227	Charter Communications	Internet & Voice Services: October 2020	464.93
10/21/2020	202000228	Amazon.com	School Supplies - binders, index cards, hooks, USB charging cables, & staplers	194.71
10/21/2020	202000229	UPS	Shipping Fee	29.08
10/21/2020	202000230	UPS	Shipping Fee	23.34
10/21/2020	202000231	UPS	Shipping Fee	19.62
10/22/2020	202000232	City of St. Cloud	2021 Food Service License Renewal	60.00
10/23/2020	202000233	American Speech and Hearing Association	2021 ASHA Membership Dues	225.00
10/23/2020	202000234	St. Cloud State University	Parking permit	160.37
10/23/2020	202000235	Zoom Video Communications Inc	Zoom Conference Fees	76.44
10/26/2020	202000236	Coborn's	Fresh Fruit - ORDER CANCELLED	50.75
10/26/2020	202000237	St. Cloud State University	Parking ticket 10/14	30.00

CHECK			INVOICE	
<u>DATE</u>	<u>CHECK NUMBER</u>	<u>VENDOR</u>	<u>DESCRIPTION</u>	<u>AMOUNT</u>
10/28/2020	202000238	GIS Benefits	Voluntary Insurance Premiums: November 2020	2,583.84
10/28/2020	202000239	Deerwood Bank	ACH Processing Fee	35.00
10/28/2020	202000240	Deerwood Bank	Positive Pay Monthly Fee	35.00
10/29/2020	202000241	Amazon.com	School Supplies - Headphones	37.80
10/29/2020	202000242	The Principal Center	FY21 Instructional Leadership Association Membership	47.00
10/30/2020	202000243	BerganKDV Ltd.	KPAY 10/30	212.96
10/30/2020	202000244	Public Employees Retirement Assoc	Payroll accrual 10/30	3,745.61
10/30/2020	202000245	Teachers Retirement Assoc	Payroll accrual 10/30	8,682.83
Totals for checks				154,929.57

Post Date	Account Number	Description	Amount
10/08/2020	01 A 115 00	Coborns - cancelled order	13.90
10/12/2020	01 E 005 108 000 000 405	Zoom Fees Credit	185.06
10/12/2020	01 E 005 810 000 000 330	CAM Recon Property Managers	2,260.78
10/12/2020	01 R 005 000 000 000 099	Educational Testing Services	60.00
10/12/2020	01 R 005 000 000 174 405	CARES School Assistance Program	19,716.00
10/12/2020	01 R 005 000 000 372 071	State of MN - IEP Reimbursement	210.59
10/15/2020	01 R 005 000 000 000 211	FY 20-21 General Education - Charter	97,136.58
10/15/2020	01 R 005 000 000 740 360	FY 20-21 Special Education - Charter	4,118.15
10/22/2020	02 R 005 770 000 706 471	FY21 Fresh Fruit & Veggies	472.85
10/27/2020	01 A 115 00	Coborns - cancelled order	50.75
10/30/2020	01 A 121 00	FY 19-20 General Education - Charter	58,963.79
10/30/2020	01 A 121 00	FY 19-20 Special Education - Charter	40.79
10/30/2020	01 A 121 00	FY 19-20 Charter School Lease	2,533.54
10/30/2020	01 A 121 00	FY 19-20 Literacy Incentive Aid	111.17
10/30/2020	01 R 005 000 000 000 211	FY 20-21 General Education - Charter	191,337.88
		Total for Cash Receipts	377,211.83

BATCH	DESCRIPTION	FISCAL YEAR	POST DATE	BATCH ORIGIN	STATUS		
20-10022	Move Expenses to FIN 154 - CRF	2020-2021	10/31/2020	Activate	History		
LINE	NAME/PROJ	DESCRIPTION/ADDITIONAL DESCRIPTION	ACCOUNT/REFERENCE	QUICK KEY	ENTRY DATE	DEBIT AMOUNT	CREDIT AMOUNT
1		Tutor Site fee - Reading & Math, Inc.	01 E 010 630 000 154 406		10/31/2020	10,000.00	0.00
2		Tutor Site fee - Reading & Math, Inc.	01 E 010 203 000 000 406		11/05/2020	0.00	10,000.00
3		Home Connection Subscription - Resources For Educators	01 E 010 630 000 154 406		11/05/2020	577.00	0.00
4		Home Connection Subscription - Resources For Educators	01 E 010 203 000 000 406		11/05/2020	0.00	577.00
5		COVID Supplies - Amazon and Sam's	01 E 010 203 000 154 401		11/05/2020	90.70	0.00
6		COVID Supplies - Amazon and Sam's	01 E 010 203 019 000 401		11/05/2020	0.00	90.70
7		Math Digital - McGraw-Hill	01 E 010 630 000 154 406		11/05/2020	109.20	0.00
8		Math Digital - McGraw-Hill	01 E 010 256 000 000 406		11/05/2020	0.00	109.20
9		Tech Supplies (mice, sleeves, adaptors, chargers, etc...) - Amazon (139.90, 279.80, 85.93, and 371.58)	01 E 010 630 000 154 456		11/05/2020	877.21	0.00
10		Tech Supplies (mice, sleeves, adaptors, chargers, etc...) - Amazon (139.90, 279.80, 85.93, and 371.58)	01 E 010 605 000 000 401		11/05/2020	0.00	877.21
11		Tech Supplies (screen protectors, cases, mice, sleeves, adaptors, chargers, etc...) - Amazon (232.76, 527.53, 84.84, 98.91, 109.90, 465.56, 549.83, 201.52, 145.88, 263.95, 37.80, 19.98)	01 E 010 630 000 154 456		11/05/2020	2,738.46	0.00
12		Tech Supplies (screen protectors, cases, mice, sleeves, adaptors, chargers, etc...) - Amazon (232.76, 527.53, 84.84, 98.91, 109.90, 465.56, 549.83, 201.52, 145.88, 263.95, 37.80, 19.98)	01 E 010 605 000 000 456		11/05/2020	0.00	2,738.46
13		Chromebooks, ipads, MacBooks - Amazon (July 20,177.99, August 8,689.68 (14,582.78-5,893.10 that went to FIN 174), and Sept 7,107.04)	01 E 010 630 000 154 466		11/05/2020	35,974.71	0.00
14		Chromebooks, ipads, MacBooks - Amazon (July 20,177.99, August 8,689.68 (14,582.78-5,893.10 that went to FIN 174), and Sept 7,107.04)	01 E 010 605 000 000 466		11/05/2020	0.00	35,974.71
TOTALS						50,367.28	50,367.28

BATCH	DESCRIPTION	FISCAL YEAR	POST DATE	BATCH ORIGIN	STATUS		
20-10021	Move CAM estimates to OBJ 330 July-Oct	2020-2021	10/31/2020	Batch Entry	History		
LINE	NAME/PROJ	DESCRIPTION/ADDITIONAL DESCRIPTION	ACCOUNT/REFERENCE	QUICK KEY	ENTRY DATE	DEBIT AMOUNT	CREDIT AMOUNT
1	18TH STR000	July - October Lease Payments	01 E 005 850 000 348 370		10/31/2020	0.00	3,224.00
		Move to 01 E 005 810 000 000 330					
2	18TH STR000	July Lease - CAM estimate	01 E 005 810 000 000 330		10/31/2020	806.00	0.00
		Move from 01 E 005 850 000 348 370					
3	18TH STR000	August Lease - CAM estimate	01 E 005 810 000 000 330		10/31/2020	806.00	0.00
		Move from 01 E 005 850 000 348 370					
4	18TH STR000	September Lease - CAM estimate	01 E 005 810 000 000 330		10/31/2020	806.00	0.00
		Move from 01 E 005 850 000 348 370					
5	18TH STR000	October Lease - CAM estimate	01 E 005 810 000 000 330		10/31/2020	806.00	0.00
		Move from 01 E 005 850 000 348 370					
TOTALS						3,224.00	3,224.00

BATCH	DESCRIPTION	FISCAL YEAR	POST DATE	BATCH ORIGIN	STATUS		
20-10020	Move Expenses to FIN 174 - Stearns Cty	2020-2021	10/31/2020	Activate	History		
LINE	NAME/PROJ	DESCRIPTION/ADDITIONAL DESCRIPTION	ACCOUNT/REFERENCE	QUICK KEY	ENTRY DATE	DEBIT AMOUNT	CREDIT AMOUNT
1	BERGANKD002	Zoom Video Communications	01 E 005 108 000 174 405		10/31/2020	2,638.28	0.00
2	BERGANKD002	Zoom Video Communications	01 E 005 108 000 000 405		10/31/2020	0.00	2,638.28
3		Masks for staff, adult masks, sneeze shields.	01 E 005 110 000 174 401		11/05/2020	1,644.45	0.00
4		Masks for staff, adult masks, sneeze shields.	01 E 005 110 000 000 401		11/05/2020	0.00	1,644.45
5		Hand sanitizer and sanitizer wipes	01 E 005 810 000 174 401		11/05/2020	403.51	0.00
6		Hand sanitizer and sanitizer wipes	01 E 005 810 000 000 401		11/05/2020	0.00	403.51
7		COVID supplies and return	01 E 005 810 000 174 401		11/05/2020	1,258.62	0.00
8		COVID supplies and return	01 E 005 810 019 000 401		11/05/2020	0.00	1,258.62
9		Student masks and carpet spots	01 E 010 203 000 174 401		11/05/2020	836.54	0.00
10		Student masks and carpet spots	01 E 010 203 000 000 401		11/05/2020	0.00	836.54
11		Everyday Math Essentials subscription	01 E 010 256 000 174 406		11/05/2020	6,894.35	0.00
12		Everyday Math Essentials subscription	01 E 010 256 000 000 406		11/05/2020	0.00	6,894.35
13		3-SMART Learning Suite subscription	01 E 010 630 000 174 406		11/05/2020	147.15	0.00
14		3-SMART Learning Suite subscription	01 E 010 630 000 000 406		11/05/2020	0.00	147.15
15		Moving a portion of the \$6,780.00 spent on 20 chromebooks to FIN 174 and the rest to FIN 154. FIN 174 - \$5,893.10 FIN 154 - \$886.90	01 E 010 605 000 174 466		11/05/2020	5,893.10	0.00

BATCH	DESCRIPTION	FISCAL YEAR	POST DATE	BATCH ORIGIN	STATUS	ENTRY DATE	DEBIT AMOUNT	CREDIT AMOUNT
20-10020	Move Expenses to FIN 174 - Stearns Cty	2020-2021	10/31/2020	Activate	History			
16	Moving a portion of the \$6,780.00 spent on 20 chromebooks to FIN 174 and the rest to FIN 154. FIN 174 - \$5,893.10 FIN 154 - \$886.90			01 E 010 605 000 000 466		11/05/2020	0.00	5,893.10
TOTALS							19,716.00	19,716.00

***** End of report *****

St. Cloud Math and Science Academy
St. Cloud, MN
Contracted Services Report
October 31, 2020

305 - Contracted Services Detail	FY21			
	Original Budget	Working Budget	Actual	
Advertising & Marketing	19,100	19,100	7,310	38.27%
Financial Management Services	72,755	72,755	21,660	29.77%
Time & Attendance Fees	7,647	7,647	1,486	19.44%
Audit & Tax Services	11,200	11,200	8,000	71.43%
Background Checks	750	750	75	10.00%
Bank Fees	1,100	1,100	280	25.45%
E-Rate Consulting	1,600	1,600	1,050	65.63%
Shredding Services	504	504	103	20.39%
Grant Writing	6,600	6,600	1,200	18.18%
Benefit Fees	1,000	1,000	954	95.40%
Human Resources Consulting Services	3,000	3,000	1,750	58.33%
Legal Services	5,000	5,000	-	0.00%
Tutoring Services	7,000	7,000		0.00%
Translation Services	3,000	3,000	640	21.33%
Nursing	5,000	5,000	345	6.90%
Operations & Maintenance Services	-	-	298	0.00%
H.S.A and Other Fees	944	944	2,556	270.71%
	<u>146,200</u>	<u>146,200</u>	<u>47,707</u>	32.63%
820 - Dues and Memberships				
Authorizer Fees	21,748	21,748	18,046	82.98%
CPI	150	150	150	100.00%
ASCD	348	348		0.00%
Sam's Club	100	100		0.00%
MN Association of Charter Schools	-	-		0.00%
Other	810	810	47	5.80%
	<u>23,156</u>	<u>23,156</u>	<u>18,243</u>	78.78%

St. Cloud Math & Science
Food Service
Receipts and Expenditures
FY 2020-2021

	July	Aug	Sept	Oct	Nov	Dec	Jan	Feb	Mar	Apr	May	June	Total
Student Days													0
COUNTS													
Breakfast - Free	0	0	0	0	0	0	0	0	0	0	0	0	0
Breakfast - Reduced	0	0	0	0	0	0	0	0	0	0	0	0	0
Breakfast - Full Paid	0	0	0	0	0	0	0	0	0	0	0	0	0
Total Breakfast	0	0	0	0	0	0	0	0	0	0	0	0	0
Lunch - Free	0	0	0	0	0	0	0	0	0	0	0	0	0
Lunch - Reduced	0	0	0	0	0	0	0	0	0	0	0	0	0
Lunch - Full Paid	0	0	0	0	0	0	0	0	0	0	0	0	0
Total Lunch	0	0	0	0	0	0	0	0	0	0	0	0	0
REVENUE													
Federal													
Breakfast, Free	\$ 2.09	-00	-00	-00	-00	-00	-00	-00	-00	-00	-00	-00	-00
Breakfast, Reduced	\$ 1.79	-00	-00	-00	-00	-00	-00	-00	-00	-00	-00	-00	-00
Breakfast, Regular	\$ 0.30	-00	-00	-00	-00	-00	-00	-00	-00	-00	-00	-00	-00
Lunch, Free - CEP	\$ 3.09	-00	-00	-00	-00	-00	-00	-00	-00	-00	-00	-00	-00
Lunch, Reduced	\$ 2.69	-00	-00	-00	-00	-00	-00	-00	-00	-00	-00	-00	-00
Lunch, Regular	\$ 0.32	-00	-00	-00	-00	-00	-00	-00	-00	-00	-00	-00	-00
Lunch, HHFKA	\$ 0.07	-00	-00	-00	-00	-00	-00	-00	-00	-00	-00	-00	-00
Total Federal		-00	-00	-00	-00	-00	-00	-00	-00	-00	-00	-00	-00
State													
Breakfast, Full	\$ 0.550	-00	-00	-00	-00	-00	-00	-00	-00	-00	-00	-00	-00
Breakfast, Reduced	\$ 0.300	-00	-00	-00	-00	-00	-00	-00	-00	-00	-00	-00	-00
Lunch, Free	\$ 0.125	-00	-00	-00	-00	-00	-00	-00	-00	-00	-00	-00	-00
Lunch, Reduced	\$ 0.525	-00	-00	-00	-00	-00	-00	-00	-00	-00	-00	-00	-00
Lunch, Regular	\$ 0.125	-00	-00	-00	-00	-00	-00	-00	-00	-00	-00	-00	-00
Total State		-00	-00	-00	-00	-00	-00	-00	-00	-00	-00	-00	-00

St. Cloud Math & Science
Food Service
Receipts and Expenditures
FY 2020-2021

	July	Aug	Sept	Oct	Nov	Dec	Jan	Feb	Mar	Apr	May	June	Total
Federal													
Breakfast													
02-005-770-000-705-476	0.00	0.00	0.00	0.00	0.00	0.00	0.00	0.00	0.00	0.00	0.00	0.00	0.00
Lunch - Free/Reduced	0.00	0.00	0.00	0.00	0.00	0.00	0.00	0.00	0.00	0.00	0.00	0.00	0.00
Lunch - Full Paid/HHFKA	0.00	0.00	0.00	0.00	0.00	0.00	0.00	0.00	0.00	0.00	0.00	0.00	0.00
02-005-770-000-701-471	0.00	0.00	0.00	0.00	0.00	0.00	0.00	0.00	0.00	0.00	0.00	0.00	0.00
State													
Breakfast													
Lunch													
02-005-770-000-705-300	0.00	0.00	0.00	0.00	0.00	0.00	0.00	0.00	0.00	0.00	0.00	0.00	0.00
02-005-770-000-701-300	0.00	0.00	0.00	0.00	0.00	0.00	0.00	0.00	0.00	0.00	0.00	0.00	0.00
Other													
Other-Sales to Students	0.00	0.00	0.00	0.00	0.00	0.00	0.00	0.00	0.00	0.00	0.00	0.00	0.00
02-005-770-000-701-601	0.00	0.00	0.00	0.00	0.00	0.00	0.00	0.00	0.00	0.00	0.00	0.00	0.00
Other-Sales to Adults	0.00	0.00	0.00	0.00	0.00	0.00	0.00	0.00	0.00	0.00	0.00	0.00	0.00
02-005-770-000-701-606	0.00	0.00	0.00	0.00	0.00	0.00	0.00	0.00	0.00	0.00	0.00	0.00	0.00
Fresh Fruits/Vegetables	0.00	0.00	0.00	472.85	0.00	0.00	0.00	0.00	0.00	0.00	0.00	0.00	472.85
02-005-770-000-706-471	0.00	0.00	0.00	0.00	0.00	0.00	0.00	0.00	0.00	0.00	0.00	0.00	0.00
Commodities - Food	0.00	0.00	0.00	0.00	0.00	0.00	0.00	0.00	0.00	0.00	0.00	0.00	0.00
02-005-770-000-701-491	0.00	0.00	0.00	0.00	0.00	0.00	0.00	0.00	0.00	0.00	0.00	0.00	0.00
Commodities - Cash Rebate	0.00	0.00	0.00	0.00	0.00	0.00	0.00	0.00	0.00	0.00	0.00	0.00	0.00
02-005-770-000-701-473	0.00	0.00	0.00	472.85	0.00	0.00	0.00	0.00	0.00	0.00	0.00	0.00	472.85
Total Other Revenue	0.00	0.00	0.00	472.85	0.00	0.00	0.00	0.00	0.00	0.00	0.00	0.00	472.85
Total Revenue	0.00	0.00	0.00	472.85	0.00	0.00	0.00	0.00	0.00	0.00	0.00	0.00	472.85
Expenditures													
Salaries	0.00	0.00	965.48	2,124.08									3,089.56
Benefits	0.00	0.00	145.48	323.88									469.36
Food	0.00	0.00	9,084.80	19,958.99									29,043.79
Milk	0.00	0.00	0.00	2,291.00									2,291.00
Supplies	0.00	767.25	2,240.84	0.00									3,008.09
Commodities	0.00	0.00	0.00	0.00									0.00
Other	0.00	75.00	0.00	60.00									135.00
Total Expenditures	0.00	842.25	12,436.60	24,757.95	0.00	0.00	0.00	0.00	0.00	0.00	0.00	0.00	38,036.80
Net Income/Loss for 2020-21	0.00	(842.25)	(12,436.60)	(24,285.10)	0.00	0.00	0.00	0.00	0.00	0.00	0.00	0.00	(37,563.95)

