

St. Cloud Math and Science Academy Board of Directors

Board Agenda/Minutes

1025 18th St. N


St. Cloud, MN 56303

May 20, 2020

Annual Meeting

12:00 Opening

4:30-6:00 pm



Mission

With kindness and respect as our foundation, our highly skilled educators prepare students to become lifelong learners through the integrated instruction of Science, Technology, Engineering and Math in a safe and caring environment.

Vision

Is to see all students succeed in school to develop self-confidence, learn to appreciate and get along with others, become proficient in all content areas, explore and use unique abilities, graduate from high school and pursue further training including but not limited to the fields of science, technology, engineering and math in order to become productive citizens.

School Improvement Goals:

- Increase student achievement in reading and math
 - Increase our English Learner scores by one level each year
- Integrate science so that our students have a higher number of minutes per day dedicated to STEM activities
- Improve student behavior and focus on consistent school-wide expectations
 - Increase our level of parent and community engagement

Below is the link for our meeting via ZOOM

Tammy Bengtson is inviting you to a scheduled Zoom meeting.

Topic: May 20, 2020 SCMSA Annual Meeting

Time: May 20, 2020 12:00 PM Central Time (US and Canada)

Join Zoom Meeting

<https://us02web.zoom.us/j/86113648057>

Meeting ID: 861 1364 8057

One tap mobile

+19292056099,,86113648057# US (New York)

+13017158592,,86113648057# US (Germantown)

Dial by your location

+1 929 205 6099 US (New York)

+1 301 715 8592 US (Germantown)

+1 312 626 6799 US (Chicago)

+1 669 900 6833 US (San Jose)

+1 253 215 8782 US (Tacoma)

+1 346 248 7799 US (Houston)

Meeting ID: 861 1364 8057

Find your local number: <https://us02web.zoom.us/j/86113648057>

1. Call the meeting to order and Welcome any visitors 12:00 PM

Reading of Mission read by Michael Mullin

2. Roll Call/Quorum: Kim Hess

	Present	Absent
Sherri Hodge	x	
Mary White-Levilain	x	
Mohamad Ali		x
Michael Mullin	x	
Amy Cross	x	

Non-board members present – note for the record: Andrew Schultz, Jill Waldvogel,

3. Conflict of Interest declarations, if any –Charter School Board Members- none
4. Public Input – none
5. CONSENT AGENDA:

The consent agenda consists of noncontroversial items that the Board adopts routinely without debate. Any single member may remove an item from the consent agenda by requesting removal at the time the consent agenda is moved for adoption.

- Move Annual Meeting to after 5:00PM
- Move item 10c to 10b

April Board Minutes

May 5th Emergency Meeting Minutes

Today's Board Meeting Agenda

Motion to approve: Sherri Hodge, seconded: Amy Cross

All in favor: Motion carries

6. Teacher's report

a. Welcome and *thank you, Kim Hess; Kindergarten Teacher*

Wrapping up distant learning this week. Having the daily face to face (Zoom, Facetime, WhatsApp, ect) interactions with our students was beneficial for our students. It's a hard way to end the year but we made it through the last 8 weeks!

Authorizer's report/comments (Wendy Swanson or designee)

- b. Omit if no one is present from Novation Education Opportunities- NA

7. Director's Report (Tammy Bengtson)

- a. Enrollment – currently 206, 237 enrolled for Fall- hoping to fill more spots this summer

- b. End of the year Summary- Distant Learning – Focusing on School Goals

- Bigger focus on STEM this year with STEM days, STEM nights, Andrew Schultz doing teacher training on ways to incorporate science more often
- No MCA or Spring FAST BRIDGE tests
- Leadership team is coming up with new ideas for Professional Development since all staff are planning on returning in the fall
- Janette Yiran – Dean of Students/Behavior/ ELL – created a new system of accountability for the students. Behavior has been lower than in the past years
- Parent involvement- all parents are picking up Distance Learning Packets, a large amount of parents are helping students during this time.

- c. Health Insurance Changes (Handout) –
 - Health Partners cost is increasing by 8%
 - Preferred One is an option – co- payment would rise from \$40 to \$75
 - Healthiest You- additional Virtual option for \$16/person
 - MetLife – Cost is staying the same (Dental, Life, Short and Long term disability)
- 8. Student Progress Report (Jill Waldvogel)- End of the year summary
 - a. Looked at our testing data for Fall and Winter Fast Bridge
- 9. Standing Committee Reports (if relevant)
 - A. Facilities Report – Michael Mullin- less wear and tear on the building
 - B. Executive Report – Michael Mullin- Director’s Evaluation- all 5 board members participated
 - 1. Annual Meeting update
 - 1. Sherri’s term is ending June 30, 2020.
- 7. Finance Report – Amy Cross
 - 1. Finance committee met May 19, 2020
- 8. Educational Programs and Accountability – Sherri Hodge
 - 1. Distance learning ends May 22nd
 - 2. Summer school is up in the air right now
 - 3. Our school will become a Google school, using Google classrooms
 - 4. K-2 have ipads for next year, 3-6 will have Chromebooks
 - 5. Teachers are reserving 3 days from this contract for fall to plan distance learning

9. **ANNUAL MEETING: Called to Order at 5:10pm**

Alex Johnson and Andrew Schultz are candidates for the School board

Both candidates have had a campaign presentation on our school website since 5/5/2020

Alex Johnson has applied for the seat starting July 1, 2020 – June 30, 2023

Andrew Schultz has applied for the seat starting July 1, 2020 – June 30, 2022

Election – Count the ballots and announce members

- 84 votes for Andrew Schultz
 - 86 votes for Alex Johnson
- Motion to validate the election made by Sherri Hodge, seconded by Mary White-Levilain, motion carries 4/4

Closed Annual Meeting at 5:15pm

- 10. Discussion and/or Action Items:
 - a. Financial Report – Christina/Amy

1. Finances are on Target
2. Expecting the state to honor commitments of funding
3. Motion made to accept the April 2020 Finance Report made by Amy Cross, seconded by Sherri Hodge

b. Consideration of the addition of Grade #6 for school year

1. Our lease is going up but our enrollment is not
2. Plan is move one 1st grade classroom into the library, the library will move into the ELL room, 6th grade will be in the 1st grade classroom
3. This will help boost enrollment, parents are happy about having 6th grade
4. So far we have 19 students for 6th grade (24 spots were available)

Motion made to approve adding 6th grade for 2020-2021 school year by Sherri Hodge, seconded by Amy Cross. Motion carries unanimously

c. Consideration of the 2021 Operating Budget (attached document)

1. Proposed 229 enrollment

A motion to revise the 2019-2020 budget as presented: made by Mary White- Levilain, seconded by Sherri Hodge, All in favor: motion carries 4/4

- General Fund: Revenues of \$2,903,136, Expenditures of \$3,071,173, and Other Financing Uses (transfer to Food Service Fund) of \$277.
- Food Service Fund: Revenues of \$205,024, Expenditures of \$207,521 and Other Financing Sources (transfer from General Fund) of \$277.

A motion to adopt the 2020-2021 original budget as presented: made by Sherri Hodge, seconded by Amy Cross, All in favor: motion carries 4/4

- General Fund: Revenues of \$3,362,737 and Expenditures of \$3,359,115.
- Food Service Fund: Revenues of \$245,600 and Expenditures of \$238,468.

d. CLOSED SESSION: Evaluation of the Director/ Principal

OVERALL EVALUATION SUMMARY: EXEMPLARY PERFORMANCE IN ALL AREAS

BOARD ACTION: RESOLVED, "Tammy Bengtson is commended for her overall exemplary performance as Director/ Principal of St. Cloud Math and Science Academy Charter School #4223 and is hereby provided with a five percent (5%) increase in salary and applicable benefits consistent with lawful school policies and practices for school year 2020-2021 over and above her 2019-2020 compensation."

Motion to approve: Mary White-Levilain, second: Sherri Hodge

Roll Call: Sherri Hodge aye; Mary White-Levilain, aye; Amy Cross, aye; Michael Mullin, aye; Mohamed Ali: absent.

Full calendar of tentative meeting dates is included in the table down below:

2019-2020 SCMSA
Board Meeting Calendar/ Policy Review
Schedule

Board Meeting Date	Policy to Review
September 25, 2019, 4:30-6:00 pm	Wellness Policy (MDE Nutrition Audit this year)
October 23, 2019, 4:30-6:00 pm	Grievance/Complaints policy
November 20, 2019, 4:30-6:00 pm	English Learner Policy
January 29, 2020, 4:30-6:00 pm	English Learner Policy -Enrollment policy
February 19, 2020, 4:30-6:00 pm	Student Promotion and retention
March 18, 2020, 4:30-6:00 pm	
April 22, 2020, 4:30-6:00 pm	Crisis Management Policy
May 20, 2020 Board and Annual Meeting	Annual Meeting

Committee Meetings


Executive Committee Meeting Date
September
October 22
November 12
January 14
February 18
March 17
April 21
May 19

Financial Committee Meetings	Board Work Sessions/Trainings
11/20/2019	Annual Meeting
3/25/2020	Administrator Evaluation

4/8/2020	Board Development Plan
	Strategic Plan Training

18. Meeting adjournment 6:00pm


Respectfully Submitted by Recording Secretary, Kim Hess



ST. CLOUD
MATH AND SCIENCE
ACADEMY
ISD 4223

Charter No. 4223-07
May 2020 Meeting

April 2020 Financial Statements



Prepared by:
Christina Wordes, CPA
Senior Financial Manager

Executive Summary

Students:

- Original Budget – 205 ADM
 - Current – See director's report
-

Current Conditions:

- This report shows the audited prior year actual, current year original budget, current year proposed revised budget, the current year-to-date activity, and current percentage of the proposed revised budget.
- At April 30th, 10 months or 83% of the year is complete.
- Cash at month-end was \$674,524, which is 75 days of operating cash on hand.
- The budget was updated based on YTD information. All line items were reviewed with administration in anticipation for adopting a Revised Budget. In addition to the Revised Budget, Fiscal Year 2020-2021 Original Budget is presented for the board's approval.

Items worth noting:

- The monthly disbursements, receipts and journal entries (if any) are at the end of the report.

St. Cloud Math and Science Academy #4223-07

Balance Sheet

April 30, 2020

	Audited Balance 6/30/2019	YTD 4/30/2020
Assets		
Cash and Investments	\$ 1,056,748	\$ 674,524
Accounts Receivable	-	2,300
Due from Other Funds	-	-
State Aids Receivable	248,152	477,416
Prior State Aids Receivable	-	(10,482)
Federal Aids Receivable	39,545	140,065
Prepaid Items	74,574	45,960
Total Assets	\$ 1,419,020	\$ 1,329,784
Liabilities and Fund Balance		
Salaries and Wages Payable	\$ 95,341	\$ 134,601
Accounts Payable	47,418	10,811
Payroll Deductions and Benefits	30,147	7,060
Total Liabilities	\$ 172,906	\$ 152,471
Fund Balance		
Fund Balance	\$ 1,246,113	\$ 1,246,113
Change in Fund Balance	-	(68,801)
Total Fund Balance	\$ 1,246,113	1,177,313
Total Liabilities and Fund Balance	\$ 1,419,020	\$ 1,329,784

Management has elected to omit substantially all disclosures, government-wide financial statements and required supplementary information. No CPA provides any assurance on these financial statements.

St. Cloud Math and Science Academy #4223-07

Statement of Revenues and Expenditures

April 30, 2020

83.3%

	FY19 Audited Actual	FY20 Original Budget	FY20 Proposed Revised Budget	FY20 Year To Date	Percent of Proposed Revised Budget
ADM	176.9	205	195		
Total All Funds					
Revenues					
State Revenues	\$ 2,516,041	\$ 2,627,702	\$ 2,726,016	\$ 2,271,680	83%
Federal Revenues	136,618	181,426	169,596	136,414	80%
Local Revenues	8,395	3,500	7,524	7,282	97%
Food Service Revenues	175,232	183,590	205,301	169,672	83%
Total Revenues	\$ 2,836,286	\$ 2,996,218	\$ 3,108,437	\$ 2,585,048	83%
Expenditures					
Salaries and Benefits	\$ 1,798,809	\$ 2,005,120	\$ 2,148,036	\$ 1,690,215	79%
Purchased Services	550,950	611,174	622,075	542,101	87%
Supplies and Materials	229,797	248,983	295,559	249,140	84%
Equipment	3,109	40,260	19,496	18,965	97%
Grant and Other Costs	160,933	217,476	193,805	153,427	79%
Total Expenditures	\$ 2,743,597	\$ 3,123,013	\$ 3,278,971	\$ 2,653,848	81%
Change in Fund Balance	\$ 92,688	\$ (126,795)	\$ (170,534)	\$ (68,801)	
Beginning Fund Balance	\$ 1,153,425	\$ 1,246,113	\$ 1,246,113	\$ 1,246,113	
Ending Fund Balance	\$ 1,246,113	\$ 1,119,318	\$ 1,075,579	\$ 1,177,313	
Fund Balance % of Expenditures	45.4%	35.8%	32.8%		
Daily Expenditures (Total Exp/365)	\$ 7,517	\$ 8,556	\$ 8,983		
Cash Balance	\$ 1,056,748	\$ 1,056,748	\$ 674,524		
Days Cash on Hand	141	124	75		
General Fund - 01					
Revenues					
State Aids					
General Education Revenue	\$ 1,995,000	\$ 2,032,508	\$ 1,958,520	\$ 1,607,338	82%
Endowment Aid	8,329	5,804	7,916	7,916	100%
Literacy Incentive	12,868	13,511	11,117	10,005	90%
LT Facilities Maintenance Aid	23,234	27,060	25,740	-	0%
Safe Schools Aid	-	10,000	6,942	6,942	100%
Building Lease Aid	231,284	269,370	256,230	-	0%
Special Education Aid	255,459	269,449	459,551	162,063	35%
Prior Year Over/Under	(10,135)	-	-	-	n/a
Holdback	-	-	-	477,416	n/a
Total State Aids	2,516,041	2,627,702	2,726,016	2,271,680	83%

Management has elected to omit substantially all disclosures, the government-wide financial statements and required supplementary information. No CPA provides any assurance on these financial statements.

St. Cloud Math and Science Academy #4223-07
Statement of Revenues and Expenditures
April 30, 2020

	FY19 Audited Actual	FY20 Original Budget	FY20 Proposed Revised Budget	FY20 Year To Date	83.3% Percent of Proposed Revised Budget
ADM	176.9	205	195		
Revenues (Cont'd)					
<u>Federal Revenue</u>					
Federal Special Ed	32,853	34,309	30,445	25,853	85%
Federal CEIS	-	6,661	5,384	-	0%
Federal Other	-	-	3,095	3,095	100%
Federal Title IV	-	10,000	-	-	n/a
Federal Title I	77,843	90,776	94,524	74,724	79%
Federal Title II	12,887	14,350	9,087	4,226	47%
Federal Title III	13,035	25,330	27,061	28,516	105%
Total Federal Revenue	<u>136,618</u>	<u>181,426</u>	<u>169,596</u>	<u>136,414</u>	80%
<u>Other Revenue</u>					
Fees from Students	-	500	-	-	0%
Medical Assistance	3,428	1,000	3,500	3,258	93%
Contributions and Gifts, Grants	3,062	1,000	2,500	2,500	100%
Erate	-	-	1,505	1,505	100%
Miscellaneous	1,906	1,000	19	19	99%
Total Other Revenue	<u>8,395</u>	<u>3,500</u>	<u>7,524</u>	<u>7,282</u>	97%
Total Revenues	<u>\$ 2,661,054</u>	<u>\$ 2,812,628</u>	<u>\$ 2,903,136</u>	<u>\$ 2,415,375</u>	83%
Expenditures					
Salaries	\$ 1,201,607	\$ 1,377,778	\$ 1,297,649	\$ 935,685	72%
Benefits	304,152	332,354	341,611	243,015	71%
Salary and Benefit accrual YTD	-	-	-	145,016	n/a
Total Salaries and Benefits	<u>1,505,759</u>	<u>1,710,132</u>	<u>1,639,260</u>	<u>1,323,716</u>	81%
Contracted Services	93,142	96,210	122,041	98,820	81%
Repairs and Technology Maintenance	2,118	2,400	2,400	2,163	90%
Communication Services	4,707	6,000	5,399	4,469	83%
Postage	408	500	1,057	507	48%
Utilities	38,966	40,800	40,000	32,551	81%
Property and Casualty Insurance	14,817	13,700	16,822	14,662	87%
Repairs and Maintenance	4,354	6,000	3,500	1,918	55%
Field Trip Transportation	3,037	3,300	1,500	1,411	94%
Travel and Conferences	2,445	6,000	3,500	3,086	88%
Field Trip Admissions	760	5,125	500	496	99%
Building Lease	373,740	403,639	403,656	370,018	92%
Other Rentals and Leases	2,466	6,500	6,800	5,541	81%
Office Supplies/General Supplies	20,054	33,500	22,000	18,935	86%
Maintenance Supplies	13,065	11,900	25,000	16,809	67%
Noninstructional Software	17,955	23,900	14,000	13,120	94%
Instructional Software	1,430	6,000	9,000	8,995	100%
Instructional Supplies	14,416	1,785	22,000	19,630	89%
Noninstructional Technology	827	2,400	600	133	22%
Instructional Technology	3,997	7,200	15,000	14,293	95%
Textbooks and Workbooks	13,040	18,245	15,000	14,379	96%
Media/Library Resources	828	2,000	1,000	937	94%

Management has elected to omit substantially all disclosures, the government-wide financial statements and required supplementary information. No CPA provides any assurance on these financial statements.

St. Cloud Math and Science Academy #4223-07
Statement of Revenues and Expenditures
April 30, 2020

83.3%

	FY19 Audited Actual	FY20 Original Budget	FY20 Proposed Revised Budget	FY20 Year To Date	Percent of Proposed Revised Budget
ADM	176.9	205	195		
Expenditures (Cont'd)					
Food	2,789	2,626	2,626	2,260	86%
Furniture and Other Equipment	1,918	9,000	16,100	16,069	100%
Technology Equipment	12	30,000	-	-	0%
Dues and Memberships	20,887	16,050	20,432	16,204	79%
Taxes and Assessments	-	-	-	-	n/a
Expenditures without invoices	-	-	-	810	n/a
Third Party Expenditures	3,428	-	3,500	-	0%
State Special Education					
Salaries	225,445	216,166	403,636	287,865	71%
Benefits	36,330	49,482	70,348	50,557	72%
Other	9,991	21,000	14,900	6,459	43%
Federal Programs					
Federal Special Education	32,853	34,309	30,445	25,853	85%
Federal CEIS	-	6,661	5,384	-	0%
Federal Other	-	-	3,095	3,095	100%
Federal Title IV	-	30,000	-	-	n/a
Federal Title I	77,843	90,776	94,524	74,724	79%
Federal Title II	12,887	14,350	9,087	4,226	47%
Federal Title III	13,035	25,330	27,061	28,516	105%
Transfer to Food Service Fund	-	-	277	-	0%
Total Expenditures	<u>\$ 2,569,748</u>	<u>\$ 2,952,986</u>	<u>\$ 3,071,450</u>	<u>\$ 2,483,227</u>	81%
Change in Fund Balance	<u>\$ 91,305</u>	<u>\$ (140,358)</u>	<u>\$ (168,314)</u>	<u>\$ (67,852)</u>	
Beginning Fund Balance	\$ 1,152,588	\$ 1,291,548	\$ 1,243,893	\$ 1,243,893	
Ending Fund Balance	\$ 1,243,893	\$ 1,151,190	\$ 1,075,579	\$ 1,176,041	
Fund Balance % of Expenditures	45.3%	39.0%	35.0%		

Management has elected to omit substantially all disclosures, the government-wide financial statements and required supplementary information. No CPA provides any assurance on these financial statements.

St. Cloud Math and Science Academy #4223-07
Statement of Revenues and Expenditures
April 30, 2020

	FY19 Audited Actual	FY20 Original Budget	FY20 Proposed Revised Budget	FY20 Year To Date	83.3% Percent of Proposed Revised Budget
ADM	176.9	205	195		
Food Service Fund - 02					
Revenues					
Breakfast	\$ 51,542	\$ 54,600	\$ 66,778	\$ 57,279	86%
Lunch and Milk	97,611	102,900	119,080	102,730	86%
Commodities	14,736	15,473	9,000	-	0%
Fresh Fruits & Vegetable Program	11,342	10,354	10,166	9,664	95%
Sale of Lunches	-	262	-	-	0%
Transfer from General Fund	-	-	277	-	0%
Total Revenues	\$ 175,232	\$ 183,589	\$ 205,301	\$ 169,672	83%
Expenditures					
Salaries and Benefits	\$ 31,275	\$ 29,340	\$ 34,792	\$ 28,077	81%
Food and Milk	116,564	111,395	145,329	124,644	86%
FFVP	7,531	10,354	10,098	10,098	100%
Commodities	14,736	15,473	9,000	-	0%
Services, Supplies and Software	2,563	2,205	3,396	2,896	85%
Equipment, Shipping and Installation	1,179	1,260	4,906	4,906	100%
Total Expenditures	\$ 173,849	\$ 170,027	\$ 207,521	\$ 170,621	82%
Change in Fund Balance	\$ 1,383	\$ 13,562	\$ (2,220)	\$ (949)	
Beginning Fund Balance	\$ 837	\$ 8,073	\$ 2,220	\$ 2,220	
Ending Fund Balance	\$ 2,220	\$ 21,635	\$ 0	\$ 1,272	

Management has elected to omit substantially all disclosures, the government-wide financial statements and required supplementary information. No CPA provides any assurance on these financial statements.

St. Cloud Math and Science Academy #4223-07

Various Detail
Fiscal Year 2019 - 2020

Detail of Contracted Services		Proposed Budget	Revised Budget	YTD	Comments
Other Administrative Support					
Marketing	01.E.005.107.000.000.305	\$	11,100	\$ 7,075	St. Cloud Times & FaceTime
Business Support Services					
Accounting Support	01.E.005.110.000.000.305		65,895	52,625	Finance, AP, Payroll, Grants & 990
Time & Labor + Payroll	01.E.005.110.000.000.305		7,647	6,331	BerganKDV, \$228/mo, Implementation fee
Audit	01.E.005.110.000.000.305		9,200	9,200	Abdo
Background Checks	01.E.005.110.000.000.305		630	390	BCA
Banking Fees	01.E.005.110.000.000.305		963	753	Deerwood Bank
Dakota Academics	01.E.005.110.000.000.305		1,600	1,600	Erate
Shredding Service	01.E.005.110.000.000.305		312	240	Business Data Records, Access Corp
Bryan Ingvalson	01.E.005.110.000.000.305		6,600	5,400	Title I and other grant work
Benefit Fees	01.E.005.110.000.000.305		650	550	GIS
HR Services	01.E.005.110.000.000.305		3,000	2,750	Kraus-Anderson Insurance
H.S.A. Fee	01.E.005.110.000.000.305		150	150	Select Account
Other Fees	01.E.005.110.000.000.305		612	112	shipping, MDH
Legal	01.E.005.111.000.000.305		3,000	1,775	Rupp, Anderson, Squire
Regular Instruction					
Tutoring Services	01.E.010.203.000.000.305		5,000	5,000	Reading and Math
Translation Service	01.E.010.203.000.000.305		2,000	1,650	Bridge World Language
Instructional Support Services					
Tech Support	01.E.005.605.000.000.305		173	173	GK Consulting
Pupil Support Services					
Nursing	01.E.005.720.000.000.305		3,500	3,038	M. Schrup
Third Party Billing					
IEP Admin Fee	01.E.010.400.000.372.305		9	9	MN Dept of Human Services
Total Contracted Services		\$	122,041	\$ 98,820	81%
Communication Costs					
Phone and Internet	01.E.005.110.000.000.32C	\$	5,399	\$ 4,469	Charter
Dues and Memberships & Other					
Authorizer Fees	01.E.005.010.000.000.82C	\$	19,024	\$ 15,606	NEO, 1 of 2 invoices at this time
CPI	01.E.005.010.000.000.82C		150	150	
ASCD	01.E.005.110.000.000.82C		348	348	
Sam's Club	01.E.005.110.000.000.82C		100	100	
MN Assoc of Charter Schools			-	-	Annual Membership
Other	01.E.010.203.000.000.89S		810	-	
Total Dues and Memberships & Other		\$	20,432	\$ 16,204	79%

Management has elected to omit substantially all disclosures, government-wide financial statements and required supplementary information. No CPA provides any assurance on these financial statements.

CHECK DATE	CHECK NUMBER	CHECK VENDOR	INVOICE DESCRIPTION	AMOUNT
04/01/2020	201900617	Amazon.com	3 iPads	1,197.00
04/02/2020	43944	cmERDC	Toner	150.00
04/02/2020	43944	cmERDC	2/27-3/26/20 Overage	1,392.16
04/02/2020	43947	ESI	Payroll accrual	500.00
04/02/2020	43948	Horace Mann Life Ins	Payroll accrual	190.00
04/02/2020	43945	Menards	Storage boxes	119.60
04/02/2020	43946	The Bridge-World Lan	2/6/20 2hrs@\$50 Interpreter for K-6 Registration	100.00
04/03/2020	201900612	Adobe Systems Inc	Adobe Monthly Fee	16.13
04/03/2020	201900618	Amazon.com	3 iPads	837.00
04/03/2020	201900619	Amazon.com	2 iPads	799.96
04/03/2020	201900622	Survey Monkey	Zoom 4/17/20-4/16/21	184.80
04/06/2020	201900635	Best Buy	Colin's computer repair	504.20
04/07/2020	201900613	Hanover Insurance Gr	Commercial insurance installment	1,079.85
04/07/2020	201900629	Amazon.com	10 - iPad cases	139.80
04/08/2020	201900627	Amazon.com	iPhone charge 6 pack	11.19
04/09/2020	201900615	Deerwood Bank	charge Back - Horrace Mann - payment stopeed	45.00
04/09/2020	201900614	Deerwood Bank	charge Back fee	4.00
04/10/2020	201900628	Amazon.com	3 - Sterlite Boxes	157.74
04/10/2020	201900632	SAM'S CLUB	Lunch Bags - COVID	17.34
04/13/2020	43949	Access Corp	Shredding Services	35.75
04/13/2020	43950	Brian Ingvalson & As	Grant Writing - March 7.1hrs@\$75	600.00
04/13/2020	43950	Brian Ingvalson & As	Grant Writing - April 7.1hrs@\$75	600.00
04/13/2020	43951	Cintas	Janitorial supplies	70.26
04/13/2020	43951	Cintas	Janitorial supplies	0.00
04/13/2020	43952	Fish, Tom	March Student Milk	1,899.50
04/13/2020	43953	New Horizon Foods	March Student Meals	13,418.08
04/13/2020	43954	Safegaurd Security I	April Alarm Monitoring	39.95
04/13/2020	43955	State of Minnesota	990 Filig Fee	25.00
04/13/2020	43956	World Wide Audio Med	Final payment for "Jingle"	950.00
04/13/2020	43957	Xcel Energy	3/2-3/31/20 Gas and Electricity Service	1,639.81
04/13/2020	201900630	Amazon.com	2 Apple iPads	599.98
04/13/2020	201900636	Tobii Dynavox LLC	Boardmaker Annual subscription	199.00
04/15/2020	201900663	Public Employees Ret	04.15.20 Payroll	5,917.59
04/15/2020	201900664	Teachers Retirement	04.15.20 Payroll	8,014.60
04/15/2020	1515	Johnson, Alex	Employee Check	1,213.85
04/15/2020	1512	Rodgers II, Andrew	Employee Check	1,005.09
04/15/2020	1514	Schmitt, Scott	Employee Check	498.12
04/15/2020	1516	Schmitt, Scott	Employee Check	386.77
04/15/2020	1513	Wallin, Lisa	Employee Check	517.48
04/16/2020	201900633	Bergan	KPay fees	267.95
04/17/2020	201900620	Amazon.com	5 Apple iPads	1,641.65
04/17/2020	201900625	Bergan	TLM Billing	248.00
04/17/2020	2227	Burr, Sophie	issue of payroll check - ACH return	1,059.92
04/20/2020	43959	BerganKDV Outsourced	April Financial Management and Accounting Services	5,260.00
04/20/2020	43960	CPI	FY20-21 Annual Membership Fees	150.00
04/20/2020	43961	Dell Financial Servi	4/1-4/30/20 Computer Leasing	437.55

CHECK DATE	CHECK NUMBER	CHECK VENDOR	INVOICE DESCRIPTION	AMOUNT
04/20/2020	43962	Eikmeier, Sandra	Reim: postsge	110.00
04/20/2020	43963	School Nurse Supply,	Nurse supplies	28.40
04/20/2020	43964	West Central Sanitat	April Refuse/Recycling	381.01
04/20/2020	201900616	Charter Communicatio	April phone/internet service	464.93
04/20/2020	201900624	Aflac	March Voluntary Life insuracne	430.32
04/20/2020	201900621	Amazon.com	Pencils and Erasers	131.94
04/20/2020	201900631	Zoom Video Communica	Video Conference Subscription	16.13
04/22/2020	201900658	Amazon.com	Missing Backup	111.98
04/23/2020	43965	18th Street Campus,	May Lease and CAM	34,444.00
04/23/2020	43966	Wells Fargo Financia	Copier Lease	145.68
04/23/2020	201900626	GIS Benefits	May Life, Dental, Vision, LTD, Cobra Fees	2,014.27
04/23/2020	201900623	HEALTHPARTNERS	May medical insurance	11,156.10
04/23/2020	2311	USPS	Postage	55.00
04/24/2020	201900659	Amazon.com	Missing Backup	125.25
04/24/2020	201900660	Amazon.com	Missing Backup	224.40
04/27/2020	201900637	Amazon.com	2-VGA Adapters/18-iPad cases	287.00
04/27/2020	201900634	Grizzly's	Hand Sanitizer	75.23
04/28/2020	201900654	Deerwood Bank	ACH Processing Fee	35.00
04/28/2020	201900655	Deerwood Bank	Positive Pay fee	35.00
04/29/2020	43967	Kraus-Anderson Insur	May HR Services	250.00
04/29/2020	201900656	MN Unemployment	Quarterly Unemployment	1,151.00
04/30/2020	201900657	SAM'S CLUB	Annual membership renewal	100.00
04/30/2020	201900661	Walmart	Missing Backup	10.96
Totals for checks				105,925.27

FUND SUMMARY

<u>FUND</u>	<u>DESCRIPTION</u>	<u>BALANCE SHEET</u>	<u>REVENUE</u>	<u>EXPENSE</u>	<u>TOTAL</u>
01	GENERAL FUND	33,004.11	0.00	58,088.33	91,092.44
02	Food Service Fd	0.00	0.00	14,832.83	14,832.83
*** Fund Summary Totals ***		33,004.11	0.00	72,921.16	105,925.27

***** End of report *****

Post Date	Acct Nbr	Description	Amount
04/02/2020	01 L 201 00	FY20 S Schmitt Return	342.74
04/02/2020	01 L 201 00	FY20 S Schmitt Return	342.74-
04/02/2020	01 L 201 00	FY20 S Schmitt Return	342.74
04/03/2020	01 E 010 203 000 000 899	FY20 Zoom Refund	900.00
04/06/2020	01 L 215 11	FY20 A. Schultz Horace Mann	45.00
04/06/2020	01 L 215 11	FY20 A. Schultz Horace Mann	45.00
04/06/2020	01 L 215 11	FY20 A. Schultz Horace Mann	270.00
04/06/2020	01 R 005 000 000 000 099	FY20 S.Hodge Misc	18.00
04/06/2020	01 R 005 000 000 372 071	FY20 MA IEP Reimbursement	242.80
04/13/2020	01 E 010 203 000 000 430	FY20 Sams club Return of Take Out Boxes	83.86
04/15/2020	01 R 005 000 000 000 211	FY20 General Education	3263.27
04/15/2020	01 R 005 000 000 740 360	FY20 Special Education	88726.06
04/20/2020	01 L 201 00	FY20 S Burr PR Return	1059.93
04/23/2020	02 R 005 770 000 701 300	FY20 State Lunch	121.25
04/23/2020	02 R 005 770 000 701 471	FY20 HHFKA Lunch	67.90
04/23/2020	02 R 005 770 000 701 471	FY20 Regular Lunch	329.80
04/23/2020	02 R 005 770 000 701 472	FY20 Free and Reduced Lunch	2997.30
04/23/2020	02 R 005 770 000 703 300	FY20 State Milk	16.80
04/23/2020	02 R 005 770 000 705 476	FY20 Breakfast	1892.00
04/30/2020	01 A 121 00	FY19 Special Education	1350.56
04/30/2020	01 L 201 00	FY20 S Schmitt Return	342.74-
04/30/2020	01 R 005 000 000 000 099	FY20 Nokomis Deposit	0.79
04/30/2020	01 R 005 000 000 000 099	FY20 Nokomis Deposit	0.03
04/30/2020	01 R 005 000 000 000 211	FY20 General Education	88838.82
Total for Cash Receipts			190269.17

FUND SUMMARY

<u>FUND</u>	<u>DESCRIPTION</u>	<u>BALANCE SHEET</u>	<u>REVENUE</u>	<u>EXPENSE</u>	<u>TOTAL</u>
01	GENERAL FUND	2,770.49	181,089.77	983.86	184,844.12
02	Food Service Fd	0.00	5,425.05	0.00	5,425.05
*** Fund Summary Totals ***		2,770.49	186,514.82	983.86	190,269.17

***** End of report *****

BATCH	DESCRIPTION	FISCAL YEAR	POST DATE	BATCH ORIGIN	STATUS		
19-10032	FY20 Capital Asset Coding Correction	2019-2020	04/22/2020	Batch Entry	History		
LINE	NAME/PROJ	DESCRIPTION/ADDITIONAL DESCRIPTION	ACCOUNT/REFERENCE	QUICK KEY	ENTRY DATE	DEBIT AMOUNT	CREDIT AMOUNT
1	OFFICE F000	FY20 Bookcase and storage cabinet	01 E 005 810 000 000 530		04/22/2020	0.00	511.00
		Moving to 005 810 000 000 401					
2	OFFICE F000	FY20 Bookcase and storage cabinet	01 E 005 810 000 000 401		04/22/2020	511.00	0.00
		Moving from 005 810 000 000 530					
3	DALLAS M000	FY20 Cafeteria Table	01 E 005 810 000 000 530		04/22/2020	0.00	1,687.00
		Moving to 005 810 000 000 401					
4	DALLAS M000	FY20 Cafeteria Table	01 E 005 810 000 000 401		04/22/2020	1,687.00	0.00
		Moving from 005 810 000 000 530					
5	MENARDS 000	FY20 Building Supplies - Refridgerator for lounge	01 E 005 810 000 000 530		04/22/2020	0.00	854.00
		Moving to 005 810 000 000 401					
6	MENARDS 000	FY20 Building Supplies - Refridgerator for lounge	01 E 005 810 000 000 401		04/22/2020	854.00	0.00
		Moved from 005 810 000 000 530					
7	AMAZON.C000	FY20 12 Classroom chromebooks	01 E 010 203 000 000 556		04/22/2020	0.00	2,748.00
		Moving to 010 203 000 000 466					
8	AMAZON.C000	FY20 12 Classroom chromebooks	01 E 010 203 000 000 466		04/22/2020	2,748.00	0.00
		Moved from 010 203 000 000 556					
TOTALS						5,800.00	5,800.00

BATCH	DESCRIPTION	FISCAL YEAR	POST DATE	BATCH ORIGIN	STATUS		
19-10031	FY20 coding correction for Feb/March from 899	2019-2020	04/20/2020	Batch Entry	History		
LINE	NAME/PROJ	DESCRIPTION/ADDITIONAL DESCRIPTION	ACCOUNT/REFERENCE	QUICK KEY	ENTRY DATE	DEBIT AMOUNT	CREDIT AMOUNT
1	BEST BUY000	FY20 Best Buy -LapTop Repair	01 E 010 203 000 000 899		04/20/2020	0.00	84.95
		Movng to 005 108 000 000 315					
2	BEST BUY000	FY20 Best Buy - LapTop Repair	01 E 005 108 000 000 315		04/20/2020	84.95	0.00
		Movingfrom 010 203 000 000 899					
3	BEST BUY000	FY20 03.02.20 Best Buy - LapTop Repair	01 E 010 203 000 000 899		04/20/2020	0.00	118.38
		Moving to 005 108 000 000 315					
4	BEST BUY000	FY20 03.02.20 Best Buy - LapTop Repair	01 E 005 108 000 000 315		04/20/2020	118.38	0.00
		Moved from 010 203 000 000 899					
5	WORLD WI000	FY20 Manual check#2310 World Wide Audio	01 E 010 203 000 000 899		04/20/2020	0.00	950.00
		Media 1st payment for Jingle					
		Moving to 005 107 000 000 305					
6	WORLD WI000	FY20 Manual check#2310 World Wide Audio	01 E 005 107 000 000 305		04/20/2020	950.00	0.00
		Media 1st payment for Jingle					
		Moving from 010 203 000 000 899					
TOTALS						1,153.33	1,153.33

***** End of report *****