

St. Cloud Math and Science Academy Board of Directors


**Board Agenda/Minutes**

1025 18th St. N

St. Cloud, MN 56303

January 29, 2020

4:30-6:00 pm



**Mission**

With kindness and respect as our foundation, our highly skilled educators prepare students to become lifelong learners through the integrated instruction of Science, Technology, Engineering and Math in a safe and caring environment.

**Vision**

Is to see all students succeed in school to develop self-confidence, learn to appreciate and get along with others, become proficient in all content areas, explore and use unique abilities, graduate from high school and pursue further training including but not limited to the fields of science, technology, engineering and math in order to become productive citizens

School Improvement Goals:

- Increase student achievement in reading and math
- Increase our English Learner scores by one level each year
- Integrate science so that our students have a higher number of minutes per day dedicated to STEM activities

- Improve student behavior and focus on consistent school-wide expectations
- Increase our level of parent and community engagement

1. Call the meeting to order and Welcome any visitors at 4:30 PM

Reading of Mission read by: Karsten Potts

Reading of Vision read by: Kara

Roll Call/Quorum:

	Present	Absent
Sherri Hodge	x	
Mary White-Levilain	x	
Mohamad Ali	x	
Michael Mullin	x	
Amy Cross	x	

Non-board members present – note for the record: Jill Waldvogel, Karsten Potts, Wendy(NEO), Kara

1. Conflict of Interest declarations, if any –Charter School Board Members- none
2. Public Input- Karsten Potts- developed Somali classes and put them online, have teachers take Somali lessons (90 minute lessons= CEU's)  
Color changing mugs- \$20, sweatshirts, onesies- \$20

3. CONSENT AGENDA:

The consent agenda consists of noncontroversial items that the Board adopts routinely without debate. Any single member may remove an item from the consent agenda by requesting removal at the time the consent agenda is moved for adoption.

November Board Minutes

Today's Board Meeting Agenda –

resignation letter –moved item to 8E

Committee's E - Mary

Motion to approve: Sherri Hodge seconded: Amy Cross All in favor-  
motion carried

4. Teacher's report-
  - a. Welcome and Thank you, Sherri Hodge (2<sup>nd</sup> Grade Teacher)  
Finishing Force and Motion lesson, STEM night last week- made roller coasters  
Collecting data using measurements and creating graphs  
Compare and Contrast in writing
5. (February = Rebecca Keniston), (March = Alex Johnson), (April = Joel Schofield), (May = Kim Hess) need to find a different teacher for April
6. Authorizer's report/comments (Wendy Swanson or designee)  
Renewal of contract last June. The State is looking more closely at everything (website, policies, language in contract, ect)  
Enrollment policy – cannot have first come first serve basis until class size is at capacity,  
Changes to policy:
  - a. St. Cloud Math and Science Academy's open enrollment period for the upcoming school year will end on February 28th of the current fiscal year for interested students of the upcoming school year.
  - b. The Lottery for the upcoming school year will occur on the fourth Tuesday of March of the current fiscal year.
  - c. All enrollment forms received after February 28th of the current fiscal year will be time stamped and students will be added to the waiting list after the lottery and in order of time submitted.

Move to accept – Mary, Second: Sherri, All in favor: Motion- carried

7. Director's Report (Tammy Bengtson)
  - a. Enrollment- 204 students
  - b. Arabic- Hassan has resigned- no longer have an Arabic tutor
  - c. STEM night- attendance was down – look at bussing for next time- 20+ parents at each meeting. Parents will be receiving a text message before ACCESS tests start
  - d. Building Sub- Tammy has hired a building sub (Jane Markert) working at least 3 days a week- starting January 30<sup>th</sup>.

- e. Letter of Resignation- Hassan Shuriye- January 15<sup>th</sup>, one week notice but effective immediately
  - f. Adult Basic Education English Class (Tuesdays and Thursdays)– Robert Hage will be teaching starting Feb18th
8. Student Progress Report (Jill Waldvogel)
- a. Review and discuss *Performance Framework and Oversight* from Novation Education Opportunities – a key tracking document related to our charter-
  - b. Winter Fast Testing report – on track for growth
  - c. Any/ All concerns/ deadlines/ time lines from/ for Minnesota Department of Education- Special Education audit- correcting 2 errors
9. Standing Committee Reports (if relevant)
- a. Facilities Report – Michael Mullin- none
  - b. Executive Report – Michael Mullin- none
  - c. Finance Report – Amy Cross- none
  - d. Educational Programs and Accountability – Sherri Hodge-  
Just finished FAST Testing, New top 3 students have been given out  
Marketing- Radio ads recorded January 28<sup>th</sup> and will start airing January 30<sup>th</sup>. promoting kindergarten registration and our school. KCLD and Wild Country  
Website update
  - e. Google Account- Mary has closed the SCMSA board google account due to hacking
10. Discussion and/or Action Items:
- a. November and December, 2019 Financial Report – Kara/Amy  
48% Revenue earned and spent 47%  
have an operating loss but was budgeted for  
Food service is doing a great job  
Cash and investments- 113 days of operating cash on hand  
Look into interest earnings- Kara has looked into options (CD's)at Deerword  
Add Michael Mullin as a signer at the bank.

Motion to approve Nov & Dec financial statements: Mary and seconded by Sherri All in motion: 5-0 motion carried

	Yes	No
Sherri Hodge	x	
Mary White-Levilain	x	
Mohamad Ali	x	
Michael Mullin	x	
Amy Cross	x	

Amy motions to allow Kara to work with our bank to diversify our cash into multiple interest earning accounts. Mary seconded

	Yes	No
Sherri Hodge	x	
Mary White-Levilain	x	
Mohamad Ali		
Michael Mullin	x	
Amy Cross	x	

Motion carried 4- 0 with Mohamed abstaining from voting

- b. Policy Revision & Revisions – English Learner Policy  
Update – Pull out and push in instruction ELL, collaboration with ELL teacher and classroom teacher.  
Exit ELL monitor plan  
Motion made by Mohamed to approve the policy revisions, seconded by Sherri. All in Favor- motion carried
- c. New Enrollment policy – due to change in the law- moved to above
- d. Allow Kara to work with Deerwood Bank to Diversify our cash into multiple interest earning accounts – Recommendations from Kara – moved to above

Next Meeting: February 19, 2020 at 4:30 to 6:00 PM SCMSA Room 110  
 Full calendar of tentative meeting dates is included in the table down below:

2019-2020 SCMSA  
 Board Meeting Calendar/ Policy Review  
 Schedule

Board Meeting Date	Policy to Review
September 25, 2019, 4:30-6:00 pm	Wellness Policy (MDE Nutrition Audit this year)
October 23, 2019, 4:30-6:00 pm	Grievance/Complaints policy
<b>November 20, 2019, 4:30-6:00 pm</b>	<b>English Learner Policy</b>
January 29, 2020, 4:30-6:00 pm	
February 19, 2020, 4:30-6:00 pm	Student Promotion and retention
March 18, 2020, 4:30-6:00 pm	Special Education Laws
April 22, 2020, 4:30-6:00 pm	
May 20, 2020 Board and Annual Meeting	Annual Meeting

Committee Meetings

Executive Committee Meeting Date
September
October 22

November 12
January 14
February 18
March 17
April 21
May 19


Financial Committee Meetings	Board Work Sessions/Trainings
11/20/2019	Annual Meeting
3/25/2020	Administrator Evaluation
4/8/2020	Board Development Plan
	Strategic Plan Training

18. Meeting adjournment at 6:00

Respectfully Submitted by Board Secretary: Mary White-Levilain







**ST. CLOUD**  
**MATH AND SCIENCE**  
**ACADEMY**  
**ISD 4223**

---

Charter No. 4223.07  
January 2020 Meeting

December 31, 2019 Financial Statements



 **bergankDV**  
CPAS | ADVISORS

*Prepared by:*  
Kara Lundin, CPA  
Senior Finance Manager

## Executive Summary

### Students:

- Original Budget – 205 ADM
- Current – See director's report

### Current Conditions:

- The Original budget and Year-To-Date is the FY20 activity. At December 31<sup>st</sup>, 6 months or 50% of the year is complete.
- With 50% of the year complete, revenues earned and 48% and expenditures incurred are 47%
- Cash at month-end was \$965,000, which is 113 days of operating cash on hand
- The current operating loss is \$19,000 which is only 15% of the projected annual loss of the original budget.
- Gifts and grants are over budget due to funds received in August
- While Instructional software is over budget, netted with noninstruction software, the category is overall under budget by \$8,000
- Instructional supplies are over budget; however, textbooks and workbooks are under budget. These budget line-items will be updated with the revised budget.
- Expenditures without invoices are simply open expenditures that have cleared the bank and are just waiting on invoices.
- The food service fund detail shows the fund continues to a great job of managing the costs versus the expenditures. In addition, staff are efficient when submitting the food claims.

### Items worth noting:

- The monthly disbursements, receipts and journal entries (if any) are at the end of the report.

**St. Cloud Math and Science Academy**  
**Balance Sheet**  
**December 31, 2019**

	<u>7/1/2019</u>	<u>12/31/2019</u>
<b><u>Assets</u></b>		
Cash and Investments	\$ 1,056,748	\$ 965,042
State Aids Receivable	248,152	260,725
Federal Aids Receivable	39,545	62,682
Prepaid Expense	74,574	41,916
<b>Total assets</b>	<b>\$ 1,419,019</b>	<b>\$ 1,330,365</b>
<b><u>Liabilities and Fund Balance</u></b>		
<b>Current Liabilities</b>		
Salaries and Wages Payable	\$ 95,342	\$ 80,218
Accounts Payable	47,418	12,332
Payroll Deductions and Benefits	30,147	10,659
<b>Total Current Liabilities</b>	<b>\$ 172,907</b>	<b>\$ 103,209</b>
<b>Fund Balance</b>		
Fund Balance	\$ 1,246,112	\$ 1,246,112
Excess of Revenues over Expenditures	-	(18,956)
<b>Total Fund Balance</b>	<b>\$ 1,246,112</b>	<b>\$ 1,227,156</b>
<b>Total Liabilities and Fund Balance</b>	<b>\$ 1,419,019</b>	<b>\$ 1,330,365</b>
Days of Operating Cash On hand	140	113

**SCMSA, Charter No. 4223.07**  
**Monthly Financial Report - Revenues & Expenditures**  
**For the year-ending June 30, 2020**  
**December 31, 2019**

	FY19 Actual	Original Budget	Year To Date	50.0% % of Budget
ADM	176.9	205		
<b>Total All Funds</b>				
<b>Revenues</b>				
State Revenues	\$ 2,516,041	\$ 2,627,702	\$ 1,302,263	50%
Federal Revenues	140,617	181,426	48,654	27%
Local Revenues	8,662	3,500	4,600	131%
Food service Revenue	175,231	183,590	80,808	44%
<b>Total Revenues</b>	<b>\$ 2,840,551</b>	<b>\$ 2,996,218</b>	<b>\$ 1,436,325</b>	<b>48%</b>
Check #	2,840,551	2,996,218	1,436,325	
<b>Expenditures</b>				
Salaries and Benefits	\$ 1,798,808	\$ 2,005,120	\$ 931,066	46%
Purchased Services	551,220	611,174	307,119	50%
Supplies and Materials	229,795	248,983	134,617	54%
Equipment	3,109	40,260	8,141	20%
Grant and Other Costs	164,932	217,476	74,339	34%
<b>Total Expenditures</b>	<b>\$ 2,747,864</b>	<b>\$ 3,123,013</b>	<b>\$ 1,455,281</b>	<b>47%</b>
Check #	2,747,864	3,123,013	1,455,281	
<b>Net effect of Operations, All Funds</b>	<b>\$ 92,687</b>	<b>\$ (126,795)</b>	<b>\$ (18,956)</b>	
<b>Beginning Fund Balance</b>	<b>\$ 1,153,425</b>	<b>\$ 1,246,112</b>	<b>\$ 1,246,112</b>	
<b>Ending Fund Balance</b>	<b>\$ 1,246,112</b>	<b>\$ 1,119,317</b>	<b>\$ 1,227,156</b>	

<b>Fund Balance % of Expenditures</b>	<b>45.3%</b>	<b>35.8%</b>
---------------------------------------	--------------	--------------

**General Fund**

**Revenues**

**State Aids**

General Education Revenue	\$ 1,987,328	\$ 2,032,508	\$ 979,225	48%
Building Lease Aid	229,256	269,370	-	0%
Special Education Aid	255,157	269,449	43,855	16%
Endowment Aid	8,329	5,804	3,862	67%
Literacy Incentive	12,868	13,511	3,418	25%
LT Facilities Maintenance Aid	23,103	27,060	-	0%
Other, Misc	-	10,000	-	0%
Safe Schools Aid	-	-	6,942	n/a
Holdback	-	-	264,961	n/a
<b>Total State Aids</b>	<b>2,516,041</b>	<b>2,627,702</b>	<b>1,302,263</b>	<b>50%</b>

	FY19 Actual	Original Budget	Year To Date	50.0% % of Budget
ADM	176.9	205		
<b>Federal Revenue</b>				
Federal Special Ed	32,852	34,309	16,169	47%
Federal CEIS	4,000	6,661	-	0%
Federal Title IV	-	10,000	-	0%
Federal Title I	77,843	90,776	25,047	28%
Federal Title II	12,887	14,350	-	0%
Federal Title III	13,035	25,330	7,438	29%
<b>Total Federal Revenue</b>	<b>140,617</b>	<b>181,426</b>	<b>48,654</b>	<b>27%</b>
<b>Other Revenue</b>				
Fees from Students	-	500	-	0%
Medical Assistance	3,428	1,000	-	0%
Contributions and Gifts, Grants	3,062	1,000	4,600	460%
Misc Income	2,172	1,000	-	0%
<b>Total Other Revenue</b>	<b>8,662</b>	<b>3,500</b>	<b>4,600</b>	<b>131%</b>
<b>Total Revenue</b>	<b>\$ 2,665,320</b>	<b>\$ 2,812,628</b>	<b>\$ 1,355,517</b>	<b>48%</b>

#### Expenditures

Salaries	1,201,607	1,377,778	547,081	40%
Benefits	304,152	332,354	145,968	44%
Accrual of summer salaries and benefits	-	-	85,270	N/A
<b>Total Salaries and Benefits</b>	<b>1,505,759</b>	<b>1,710,132</b>	<b>778,319</b>	<b>46%</b>
Contracted Services (see breakout)	93,142	96,210	63,455	66%
Repairs and Technology Maintenance	2,117	2,400	-	0%
Communications Services (phone, internet, fax)	4,707	6,000	2,530	42%
Postage	408	500	330	66%
Utilities	38,966	40,800	15,791	39%
Property and Casualty Insurance	14,817	13,700	9,250	68%
Repairs and Maintenance	4,354	6,000	1,410	24%
Field Trip Transportation	3,308	3,300	1,021	31%
Travel and conferences	2,444	6,000	4,360	73%
Field Trip Admissions	760	5,125	496	10%
Lease Expense	373,740	403,639	201,828	50%
Wells Fargo Copier Lease (\$190)	2,466	6,500	3,834	59%
Office Supplies/General Supplies	20,054	33,500	8,195	24%
Maintenance Supplies	13,065	11,900	9,596	81%
Noninstructional Software	17,955	23,900	12,244	51%
Instructional Software	1,430	6,000	9,415	157%
Instructional Supplies	14,416	1,785	14,453	810%
Noninstructional Technology	827	2,400	-	0%
Instructional Technology	3,997	7,200	4,135	57%
Textbooks and Workbooks	13,040	18,245	14,379	79%

	<b>FY19 Actual</b>	<b>Original Budget</b>	<b>Year To Date</b>	<b>50.0% % of Budget</b>
ADM	176.9	205		
Media/Library Resources	828	2,000	745	37%
Food	2,789	2,625	990	38%
Furniture and Other Equipment	1,918	9,000	5,393	60%
Technology Equipment	12	30,000	2,748	9%
Dues and memberships	20,886	16,050	15,756	98%
Third Party Expenditures	3,428	-	9	n/a
Taxes & Assessments	-	-	2,300	n/a
Expenditures without invoices	-	-	7,620	n/a
<b>State Special Ed Expenditures</b>				
Salaries	225,445	216,166	119,103	55%
Benefits	36,329	49,482	18,139	37%
Other	9,991	21,000	2,814	13%
<b>Federal Expenditures (Equals Revenue)</b>				
Federal Special Education	32,853	34,309	16,169	47%
Federal CEIS	4,000	6,661	-	0%
Federal Title IV	-	30,000	-	0%
Federal Title I	77,843	90,776	25,047	28%
Federal Title II	12,887	14,350	-	0%
Federal Title III	13,035	25,330	7,438	29%
<b>Total Expenditures</b>	<b>\$ 2,574,016</b>	<b>\$ 2,952,985</b>	<b>\$ 1,379,312</b>	<b>47%</b>
<b>Net Change in Fund Balance</b>	<b>\$ 91,304</b>	<b>\$ (140,357)</b>	<b>\$ (23,795)</b>	
<b>Beginning Fund Balance</b>	<b>1,152,588</b>	<b>1,243,892</b>	<b>1,243,892</b>	
<b>Ending Fund Balance</b>	<b>\$ 1,243,892</b>	<b>\$ 1,103,535</b>	<b>\$ 1,220,097</b>	
<b>Fund Balance Percentage of Annual Expenditures</b>	<b>45.3%</b>	<b>49.1%</b>		

	FY19 Actual	Original Budget	Year To Date	50.0% % of Budget
ADM	176.9	205		
<b>Fund 02, Food Service</b>				
<b>Revenues</b>				
Breakfast Aid	\$ 51,542	\$ 54,600	\$ 26,618	49%
Lunch and Milk Aid	97,611	102,900	48,083	47%
Fresh Fruits & Vegetable Grant	11,342	10,354	6,107	59%
Commodities	14,736	15,473	-	0%
Sale of Lunches	-	263	-	0%
<b>Total Revenue</b>	<b>\$ 175,231</b>	<b>\$ 183,590</b>	<b>\$ 80,808</b>	<b>44%</b>
<b>Expenditures</b>				
Salaries and Benefits	\$ 31,275	\$ 29,340	\$ 15,505	53%
Lunch, Breakfast & Milk	124,095	111,396	57,639	52%
FFVP	-	10,354	1,822	18%
Commodities	14,736	15,473	(1,822)	-12%
Equipment, shipping and Installation	1,179	1,260	-	0%
Supplies and Other	2,563	2,205	2,825	128%
<b>Total Expenditures</b>	<b>\$ 173,848</b>	<b>\$ 170,028</b>	<b>\$ 75,970</b>	<b>45%</b>
<b>Expenditures in Excess of Revenue</b>	<b>\$ 1,383</b>	<b>\$ 13,562</b>	<b>\$ 4,839</b>	
<b>Beginning fund Balance</b>	<b>\$ 837</b>	<b>\$ 2,220</b>	<b>\$ 2,220</b>	
<b>Ending Fund Balance, Food Service Fund</b>	<b>\$ 2,220</b>	<b>\$ 6,510</b>	<b>\$ 7,059</b>	

Management has elected to omit substantially all disclosures, the Government-Wide Financial Statements, and the Required Supplementary Information.  
No CPA provides any assurance on these financial statements.

SCMSA, Charter No. 4223.07  
Contracted Services  
Fiscal Year 2019 - 2020

Detail of Contracted Services	Original Budget	YTD	Comments
Accounting Support	\$ 63,275	\$ 31,560	Finance, AP, Payroll, Grants & 990, BKDV, \$5,260
Time & Labor Management	-	5,084	BerganKDV, \$228/mo, Implementation fee
Audit	9,500	9,200	Abdo
Background Checks	630	270	BCA
Banking Fees	630	375	
Benefit Fees	-	459	GIS, IEP HS, HSA fees
Board Training	525	-	
Bryan Ingvalson	5,000	3,600	Title I and other grant work
Dakota Academics	-	1,600	Erate
HR Services	3,150	1,750	Kraus-Anderson Insurance
Legal	2,625	1,725	Rupp, Anderson, Squire
Marketing	3,000	234	St. Cloud Times & FaceTime
Nursing	3,675	1,600	Est, portion to sped, charter school health
Shredding Service	-	136	Business Data Records
Translation Service	-	750	Bridge World Language
Tutoring Services	-	5,000	Reading and Math
Other "To Be Determined" Fees	2,100	112	misc,maintenance, unexpected fees
Teacher and student Recruitment	2,100	-	Ads, WJON, Edpost, etc
<b>Total Contracted Services</b>	<b>\$ 96,210</b>	<b>\$ 63,455</b>	66%
<b>Dues and Memberships</b>			
Authorizer Fees	\$ 15,000	\$ 15,606	NEO
MN Assoc of Charter Schools	-	-	Annual Membership
Other	550	150	CPI membership
<b>Total Dues and Memberships</b>	<b>\$ 15,550</b>	<b>\$ 15,756</b>	101%
<b>Communication Costs</b>			
Phone and Internet	\$ 5,500	\$ 2,530	Charter, \$421/mo



St. Cloud Math and Science Academy  
 Food Service Operations  
 Receipts and Expenditures, FY20

	July	Aug	Sept	Oct	Nov	Dec	Jan	Feb	Mar	Apr	May	June	Total
<b>Number of Claims Submitted</b>													
Total Breakfast	-	-	3,012	3,675	3,072	2,340	-	-	-	-	-	-	12,099
Total Lunch	-	-	3,234	3,900	3,366	2,708	-	-	-	-	-	-	13,208
<b>Revenue and Expenditures</b>													
Breakfast Revenue	\$ 2.20	\$ -	\$ 6,626	\$ 8,085	\$ 6,758	\$ 5,148	\$ -	\$ -	\$ -	\$ -	\$ -	\$ -	\$ 26,618
Lunch Revenue	\$ 3.625	-	11,723	14,138	12,202	9,817	-	-	-	-	-	-	47,879
State Milk Aid, K	\$ 0.20	-	73	66	38	27	-	-	-	-	-	-	204
Fresh Fruits & Veg Grant	-	-	1,354	1,552	1,832	1,368	-	-	-	-	-	-	6,107
Sale of Lunches	-	-	-	-	-	-	-	-	-	-	-	-	-
<b>Total Revenue</b>	<b>\$ -</b>	<b>\$ -</b>	<b>\$ 19,777</b>	<b>\$ 23,841</b>	<b>\$ 20,831</b>	<b>\$ 16,360</b>	<b>\$ -</b>	<b>\$ -</b>	<b>\$ -</b>	<b>\$ -</b>	<b>\$ -</b>	<b>\$ -</b>	<b>\$ 80,808</b>

<b>Expenditures</b>													
Salaries	\$ 493	\$ 1,005	\$ 3,175	\$ 3,840	\$ 3,862	\$ 3,130	\$ -	\$ -	\$ -	\$ -	\$ -	\$ -	\$ 15,505
Breakfast	-	-	777	2,563	3,362	2,133	-	-	-	-	-	-	8,835
Lunch	-	-	10,498	11,684	11,426	9,687	-	-	-	-	-	-	43,295
FFV	-	-	-	1,822	-	-	-	-	-	-	-	-	1,822
USDA Commodities	-	-	-	(196)	(698)	(928)	-	-	-	-	-	-	(1,822)
Milk	-	-	2,015	1,870	1,624	-	-	-	-	-	-	-	5,509
Supplies	-	-	2,765	-	-	-	-	-	-	-	-	-	2,765
Dues & Membership	-	-	-	60	-	-	-	-	-	-	-	-	60
Capital Assets	-	-	-	-	-	-	-	-	-	-	-	-	-
<b>Total Expenditures</b>	<b>\$ 493</b>	<b>\$ 1,005</b>	<b>\$ 19,230</b>	<b>\$ 21,644</b>	<b>\$ 19,576</b>	<b>\$ 14,022</b>	<b>\$ -</b>	<b>\$ -</b>	<b>\$ -</b>	<b>\$ -</b>	<b>\$ -</b>	<b>\$ -</b>	<b>\$ 75,970</b>
<b>Net Income/Loss</b>	<b>\$ (493)</b>	<b>\$ (1,005)</b>	<b>\$ 547</b>	<b>\$ 2,197</b>	<b>\$ 1,255</b>	<b>\$ 2,338</b>	<b>\$ -</b>	<b>\$ -</b>	<b>\$ -</b>	<b>\$ -</b>	<b>\$ -</b>	<b>\$ -</b>	<b>\$ 4,839</b>

Lunches Claimed for Reimbursement	-	-	3,234	3,900	3,366	2,708	-	-	-	-	-	-	13,208
Lunches Delivered	-	-	3,469	3,570	3,498	2,550	-	-	-	-	-	-	13,087
Extra lunches paid for but not reimbursed	-	-	(235)	330	(132)	158	-	-	-	-	-	-	121

BATCH	DESCRIPTION	FISCAL YEAR	POST DATE	BATCH ORIGIN	STATUS			
19-50020	SCMSA Meal Reimbursement 12.19.19	2019-2020	12/31/2019	Activate	History			
BANK LINE	NAME/PROJ	DESCRIPTION/REFERENCE	ADD'T'L DSC/PAY TYPE	ACCOUNT/QUICK KEY	RECEIPT#	ENTRY DT	DEBIT AMOUNT	CREDIT AMOUNT
1	1	State milk	CHECK	02 R 005 770 000 703 300	391	12/19/19	0.00	38.20
1	2	State lunch	CHECK	02 R 005 770 000 701 300	392	12/19/19	0.00	420.75
1	3	Breakfast	CHECK	02 R 005 770 000 705 476	393	12/19/19	0.00	6,758.40
1	4	Reg lunch	CHECK	02 R 005 770 000 701 471	394	12/19/19	0.00	1,144.44
1	5	HHFKA lunch	CHECK	02 R 005 770 000 701 471	395	12/19/19	0.00	235.62
1	6	Free and red lunch	CHECK	02 R 005 770 000 701 472	396	12/19/19	0.00	10,400.94
1	7	FFVP	CHECK	02 R 005 770 000 706 471	419	12/19/19	0.00	1,832.48
7 LINE ENTRIES FOR BATCH NUMBER 19-50020					CHECK TOTAL		0.00	20,830.83
					TOTALS FOR BATCH		0.00	20,830.83
					BATCH TOTAL DIFFERENCE		0.00	-20,830.83

BATCH	DESCRIPTION	FISCAL YEAR	POST DATE	BATCH ORIGIN	STATUS			
19-50019	SCMSA Meal Reimbursement 12.05.19	2019-2020	12/31/2019	Activate	History			
BANK LINE	NAME/PROJ	DESCRIPTION/REFERENCE	ADD'T'L DSC/PAY TYPE	ACCOUNT/QUICK KEY	RECEIPT#	ENTRY DT	DEBIT AMOUNT	CREDIT AMOUNT
1	1	State milk	CHECK	02 R 005 770 000 703 300	391	12/05/19	0.00	66.40
1	2	State lunch	CHECK	02 R 005 770 000 701 300	392	12/05/19	0.00	487.50
1	3	Breakfast	CHECK	02 R 005 770 000 705 476	393	12/05/19	0.00	8,085.00
1	4	Reg lunch	CHECK	02 R 005 770 000 701 471	394	12/05/19	0.00	1,326.00
1	5	HHFKA lunch	CHECK	02 R 005 770 000 701 471	395	12/05/19	0.00	273.00
1	6	Free and red lunch	CHECK	02 R 005 770 000 701 472	396	12/05/19	0.00	12,051.00
1	7	FFVP	CHECK	02 R 005 770 000 706 471	419	12/05/19	0.00	1,552.43
					CHECK TOTAL		0.00	23,841.33

BANK LINE	NAME/PROJ	DESCRIPTION	ADDT'L DESCRIPTION	ACCOUNT	RECEIPT#	ENTRY DT	DEBIT AMOUNT	CREDIT AMOUNT
7 LINE ENTRIES FOR BATCH NUMBER 19-50019								
BATCH	DESCRIPTION	FISCAL YEAR	POST DATE	BATCH ORIGIN	STATUS			
19-50018	SCMSA IDEAS Payment 12.30.19	2019-2020	12/31/2019	Activate	History			
BANK LINE	NAME/PROJ	DESCRIPTION/REFERENCE	ADDT'L DSC/PAY TYPE	ACCOUNT/QUICK KEY	RECEIPT#	ENTRY DT	DEBIT AMOUNT	CREDIT AMOUNT
1		FY19-20 General Education Charter	01 R	005 000 000 000 211	420	12/30/19	0.00	85,611.34
CHECK								
BATCH	DESCRIPTION	FISCAL YEAR	POST DATE	BATCH ORIGIN	STATUS			
19-50017	SCMSA IDEAS Payment 12.15.19	2019-2020	12/31/2019	Activate	History			
BANK LINE	NAME/PROJ	DESCRIPTION/REFERENCE	ADDT'L DSC/PAY TYPE	ACCOUNT/QUICK KEY	RECEIPT#	ENTRY DT	DEBIT AMOUNT	CREDIT AMOUNT
1		FY19-20 General Education Charter	01 R	005 000 000 000 211	420	12/15/19	0.00	85,389.62
CHECK								

CHECK GRAND TOTAL 0.00 215,673.12

16 LINE ENTRIES FOR 4 BATCHES GRAND TOTALS 0.00 215,673.12

GRAND TOTAL DIFFERENCE 0.00 -215,673.12

\*\*\*\*\* End of report \*\*\*\*\*

Check #	Payee Key	Payee Name	T	Check Date	Cash Posting		
					Check Amount	Date	Stmnt Date
<b>1</b>	<b>Deerwood Bank</b>						
2224	BCA 000	BCA	M	12/11/2019	\$60.00	12/31/2019	12/31/2019
43474	JOHNSALE000	Johnson, Alex J.	R	11/15/2019	\$1,243.33	11/15/2019	11/30/2019
43475	SCHMISCO000	Schmitt, Scott	R	11/15/2019	\$404.42	11/15/2019	11/26/2019
43475	SCHMISCO000	Schmitt, Scott	Q	11/15/2019	-\$404.42	11/15/2019	11/26/2019
43480	SCHMISCO000	Schmitt, Scott	R	11/15/2019	\$404.42	11/15/2019	12/31/2019
43481	FOSTEVI000	Foster, Virginia L.	R	12/13/2019	\$103.33	12/15/2019	12/31/2019
43482	JOHNSALE000	Johnson, Alex J.	R	12/13/2019	\$1,212.67	12/15/2019	12/31/2019
43483	KUCERBRI000	Kucera, Brianna N.	R	12/13/2019	\$732.18	12/15/2019	12/31/2019
43484	SCHMISCO000	Schmitt, Scott	R	12/13/2019	\$419.95	12/15/2019	12/31/2019
43485	AHMEDABD000	Ahmed, Abdullahi A.	R	12/17/2019	\$810.55	12/15/2019	12/31/2019
43768	ESI 000	ESI	R	11/07/2019	\$500.00	11/07/2019	11/30/2019
43769	HORACE M000	Horace Mann Life Insuranc	R	11/07/2019	\$195.00	11/07/2019	11/30/2019
43770	ABDO, EI000	Abdo, Eick & Meyers, LLP	R	11/12/2019	\$8,000.00	11/12/2019	11/30/2019
43771	ARROW AC000	Arrow Ace Hardware	R	11/12/2019	\$4.59	11/12/2019	11/30/2019
43772	CINTAS 000	Cintas	R	11/12/2019	\$219.03	11/12/2019	11/30/2019
43773	HAGE ROB000	Hage, Robert K.	R	11/12/2019	\$266.75	11/12/2019	11/30/2019
43774	MENARDS 000	Menards	R	11/12/2019	\$97.06	11/12/2019	11/30/2019
43775	RUPP, AN000	Rupp, Anderson, Squires &	R	11/12/2019	\$700.00	11/12/2019	11/30/2019
43776	ABDO, EI000	Abdo, Eick & Meyers, LLP	R	11/18/2019	\$1,200.00	11/18/2019	11/30/2019
43777	BERGANKD000	BerganKDV Outsourced Serv	R	11/18/2019	\$5,260.00	11/18/2019	11/30/2019
43778	BUSINESS000	Business Data Record Serv	R	11/18/2019	\$34.00	11/18/2019	11/30/2019
43779	CASHIER 000	Cashier - City of St. Clo	R	11/18/2019	\$40.00	11/18/2019	11/30/2019
43780	CINTAS 000	Cintas	R	11/18/2019	\$317.05	11/18/2019	11/30/2019
43781	CMERDC 000	cmERDC	R	11/18/2019	\$798.77	11/18/2019	11/30/2019
43782	DELL FIN000	Dell Financial Services	R	11/18/2019	\$875.10	11/18/2019	11/30/2019
43783	FISH TOM000	Fish, Tom	R	11/18/2019	\$1,870.50	11/18/2019	11/30/2019
43784	KRAUS-AN000	Kraus-Anderson Insurance	R	11/18/2019	\$250.00	11/18/2019	11/30/2019
43785	MCGRAW-H000	McGraw-Hill Schools Educa	R	11/18/2019	\$2,485.92	11/18/2019	11/30/2019
43786	MICROSOF000	Microsoft	R	11/18/2019	\$624.00	11/18/2019	11/30/2019
43787	MILLADOU000	Millaway, Douglas	R	11/18/2019	\$550.00	11/18/2019	11/30/2019
43788	OFFICE F000	Office Furniture Solution	R	11/18/2019	\$285.00	11/18/2019	11/30/2019
43789	PRAIRIE 000	Prairie Woods Environ Lea	R	11/18/2019	\$430.00	11/18/2019	12/31/2019
43790	ROCHESTE000	Rochester 100 Inc	R	11/18/2019	\$135.00	11/18/2019	11/30/2019
43791	SAFEGAUR000	Safeguard Security Inc.	R	11/18/2019	\$39.95	11/18/2019	11/30/2019
43792	SCHRUMYR000	Schrup, Myra	R	11/18/2019	\$650.00	11/18/2019	11/30/2019
43793	WALDVJIL000	Waldvogel, Jill A.	R	11/18/2019	\$309.83	11/18/2019	12/31/2019
43794	XCEL ENE000	Xcel Energy	R	11/18/2019	\$1,424.06	11/18/2019	12/31/2019
43795	ESI 000	ESI	R	11/20/2019	\$500.00	11/20/2019	11/30/2019
43796	HORACE M000	Horace Mann Life Insuranc	R	11/20/2019	\$195.00	11/20/2019	11/30/2019
43797	BRIAN IN000	Brian Ingvalson & Associa	R	11/26/2019	\$1,200.00	11/26/2019	12/31/2019
43798	CENTRAL 003	Central MN Foster Grandpa	R	11/26/2019	\$285.00	11/26/2019	12/31/2019
43799	CITY OF 001	City of St. Cloud	R	11/26/2019	\$1,968.55	11/26/2019	12/31/2019
43800	MN DEPT 002	MN Dept of Human Services	R	11/26/2019	\$9.00	11/26/2019	11/30/2019
43801	NEW HORI000	New Horizon Foods	R	11/26/2019	\$15,486.42	11/26/2019	12/31/2019
43802	ROCHESTE000	Rochester 100 Inc	R	11/26/2019	\$135.00	11/26/2019	
43803	SPANIER 000	Spanier Bus Service, Inc.	R	11/26/2019	\$565.00	11/26/2019	12/31/2019
43804	TRIMARK 000	TriMark	R	11/26/2019	\$238.86	11/26/2019	12/31/2019
43805	WELLS FA000	Wells Fargo Financial Lea	R	11/26/2019	\$145.68	11/26/2019	12/31/2019
43806	WEST CEN000	West Central Sanitation,	R	11/26/2019	\$373.86	11/26/2019	12/31/2019
43807	ESI 000	ESI	R	12/06/2019	\$500.00	12/06/2019	12/31/2019
43808	HORACE M000	Horace Mann Life Insuranc	R	12/06/2019	\$195.00	12/06/2019	12/31/2019
43809	18TH STR000	18th Street Campus, LLC	R	12/16/2019	\$34,483.00	12/16/2019	12/31/2019

Cash Posting

Check #	Payee Key	Payee Name	T	Check Date	Check Amount	Date	Stmnt Date
<b>1 Deerwood Bank</b>							
*****Continued*****							
43810	BERGANKD000	BerganKDV Outsourced Serv	R	12/16/2019	\$5,260.00	12/16/2019	12/31/2019
43811	BRIAN IN000	Brian Ingvalson & Associa	R	12/16/2019	\$600.00	12/16/2019	12/31/2019
43812	BUSINESS000	Business Data Record Serv	R	12/16/2019	\$34.00	12/16/2019	12/31/2019
43813	CINTAS 000	Cintas	R	12/16/2019	\$98.02	12/16/2019	12/31/2019
43814	CMERDC 000	cmERDC	R	12/16/2019	\$865.67	12/16/2019	12/31/2019
43815	DISCOUNT000	Discount Two Way Radio Co	R	12/16/2019	\$651.00	12/16/2019	
43816	ELITE TA000	Elite Taxi	R	12/16/2019	\$46.20	12/16/2019	12/31/2019
43817	FACETIME000	FaceTime Business Resourc	R	12/16/2019	\$125.40	12/16/2019	12/31/2019
43818	FISH TOM000	Fish, Tom	R	12/16/2019	\$1,624.00	12/16/2019	
43819	HAGE ROB000	Hage, Robert K.	R	12/16/2019	\$451.98	12/16/2019	12/31/2019
43820	JACOBOR000	Jacobson, Lora J.	R	12/16/2019	\$45.83	12/16/2019	
43821	KENISREB000	Keniston, Rebecca A.	R	12/16/2019	\$79.68	12/16/2019	12/31/2019
43822	KRAUS-AN000	Kraus-Anderson Insurance	R	12/16/2019	\$250.00	12/16/2019	12/31/2019
43823	MILLADOU000	Millaway, Douglas	R	12/16/2019	\$650.00	12/16/2019	12/31/2019
43824	NEW HORIZ000	New Horizon Foods	R	12/16/2019	\$12,747.92	12/16/2019	12/31/2019
43825	SAFEGAUR000	Safegaurd Security Inc.	R	12/16/2019	\$39.95	12/16/2019	12/31/2019
43826	SPANIER 000	Spanier Bus Service, Inc.	R	12/16/2019	\$410.00	12/16/2019	12/31/2019
43827	SPOT REH000	SPOT Rehabilitation, Inc.	R	12/16/2019	\$245.00	12/16/2019	12/31/2019
43828	TIERNEY 000	Tierney Brothers Inc.	R	12/16/2019	\$136.00	12/16/2019	12/31/2019
43829	WALDVJIL000	Waldvogel, Jill A.	R	12/16/2019	\$83.81	12/16/2019	12/31/2019
43830	WEST CEN000	West Central Sanitation,	R	12/16/2019	\$474.18	12/16/2019	12/31/2019
43831	XCEL ENE000	Xcel Energy	R	12/16/2019	\$1,633.48	12/16/2019	12/31/2019
43832	ZIPPY'S 000	Zippy's Inc	R	12/16/2019	\$200.00	12/16/2019	12/31/2019
43833	ESI 000	ESI	R	12/17/2019	\$500.00	12/17/2019	12/31/2019
43834	HORACE M000	Horace Mann Life Insuranc	R	12/17/2019	\$195.00	12/17/2019	12/31/2019
201900248	INTERNAL000	Internal Revenue Service	W	11/15/2019	\$5,132.81	11/15/2019	11/30/2019
201900249	INTERNAL000	Internal Revenue Service	W	11/15/2019	\$5,022.13	11/15/2019	11/30/2019
201900250	INTERNAL000	Internal Revenue Service	W	11/15/2019	\$1,174.53	11/15/2019	11/30/2019
201900251	INTERNAL000	Internal Revenue Service	W	11/15/2019	\$5,022.13	11/15/2019	11/30/2019
201900252	INTERNAL000	Internal Revenue Service	W	11/15/2019	\$1,174.53	11/15/2019	11/30/2019
201900253	MN DEPT 000	MN Dept of Revenue	W	11/15/2019	\$2,532.24	11/15/2019	11/30/2019
201900254	PUBLIC E000	Public Employees Retireme	W	11/15/2019	\$2,003.98	11/15/2019	11/30/2019
201900255	PUBLIC E000	Public Employees Retireme	W	11/15/2019	\$2,312.25	11/15/2019	11/30/2019
201900256	SELECT A000	Select Account	W	11/15/2019	\$287.50	11/15/2019	11/30/2019
201900257	TEACHERS000	Teachers Retirement Assoc	W	11/15/2019	\$3,806.93	11/15/2019	11/30/2019
201900258	TEACHERS000	Teachers Retirement Assoc	W	11/15/2019	\$4,020.05	11/15/2019	11/30/2019
201900259	INTERNAL000	Internal Revenue Service	W	11/15/2019	\$-4.88	11/29/2019	11/30/2019
201900260	INTERNAL000	Internal Revenue Service	W	11/15/2019	\$-29.76	11/29/2019	11/30/2019
201900261	INTERNAL000	Internal Revenue Service	W	11/15/2019	\$-6.96	11/29/2019	11/30/2019
201900262	INTERNAL000	Internal Revenue Service	W	11/15/2019	\$-29.76	11/29/2019	11/30/2019
201900263	INTERNAL000	Internal Revenue Service	W	11/15/2019	\$-6.96	11/29/2019	11/30/2019
201900264	INTERNAL000	Internal Revenue Service	W	11/15/2019	\$4.88	11/29/2019	11/30/2019
201900265	INTERNAL000	Internal Revenue Service	W	11/15/2019	\$29.76	11/29/2019	11/30/2019
201900266	INTERNAL000	Internal Revenue Service	W	11/15/2019	\$6.96	11/29/2019	11/30/2019
201900267	INTERNAL000	Internal Revenue Service	W	11/15/2019	\$29.76	11/29/2019	11/30/2019
201900268	INTERNAL000	Internal Revenue Service	W	11/15/2019	\$6.96	11/29/2019	11/30/2019
201900269	INTERNAL000	Internal Revenue Service	W	11/29/2019	\$5,047.60	11/29/2019	12/31/2019
201900270	INTERNAL000	Internal Revenue Service	W	11/29/2019	\$4,955.15	11/29/2019	12/31/2019
201900271	INTERNAL000	Internal Revenue Service	W	11/29/2019	\$1,158.87	11/29/2019	12/31/2019
201900272	INTERNAL000	Internal Revenue Service	W	11/29/2019	\$4,955.15	11/29/2019	12/31/2019
201900273	INTERNAL000	Internal Revenue Service	W	11/29/2019	\$1,158.87	11/29/2019	12/31/2019

Cash Posting

Check #	Payee Key	Payee Name	T	Check Date	Check Amount	Date	Stmnt Date
<b>1 Deerwood Bank</b>							
*****Continued*****							
201900274	MN DEPT 000	MN Dept of Revenue	W	11/15/2019	\$-2.74	11/29/2019	11/30/2019
201900275	MN DEPT 000	MN Dept of Revenue	W	11/15/2019	\$2.74	11/29/2019	11/30/2019
201900276	MN DEPT 000	MN Dept of Revenue	W	11/29/2019	\$2,488.01	11/29/2019	12/31/2019
201900277	PUBLIC E000	Public Employees Retireme	W	11/15/2019	\$-31.20	11/29/2019	11/30/2019
201900278	PUBLIC E000	Public Employees Retireme	W	11/15/2019	\$-36.00	11/29/2019	11/30/2019
201900279	PUBLIC E000	Public Employees Retireme	W	11/15/2019	\$31.20	11/29/2019	11/30/2019
201900280	PUBLIC E000	Public Employees Retireme	W	11/15/2019	\$36.00	11/29/2019	11/30/2019
201900281	PUBLIC E000	Public Employees Retireme	W	11/29/2019	\$2,092.86	11/29/2019	12/31/2019
201900282	PUBLIC E000	Public Employees Retireme	W	11/29/2019	\$2,414.85	11/29/2019	12/31/2019
201900283	SELECT A000	Select Account	W	11/29/2019	\$391.67	11/29/2019	12/31/2019
201900284	TEACHERS000	Teachers Retirement Assoc	W	11/29/2019	\$3,647.93	11/29/2019	12/31/2019
201900285	TEACHERS000	Teachers Retirement Assoc	W	11/29/2019	\$3,852.17	11/29/2019	12/31/2019
201900286	INTERNAL000	Internal Revenue Service	W	12/13/2019	\$5,221.89	12/17/2019	12/31/2019
201900287	INTERNAL000	Internal Revenue Service	W	12/13/2019	\$4,919.48	12/17/2019	12/31/2019
201900288	INTERNAL000	Internal Revenue Service	W	12/13/2019	\$1,150.55	12/17/2019	12/31/2019
201900289	INTERNAL000	Internal Revenue Service	W	12/13/2019	\$4,919.48	12/17/2019	12/31/2019
201900290	INTERNAL000	Internal Revenue Service	W	12/13/2019	\$1,150.55	12/17/2019	12/31/2019
201900291	MN DEPT 000	MN Dept of Revenue	W	12/13/2019	\$2,576.73	12/17/2019	12/31/2019
201900292	PUBLIC E000	Public Employees Retireme	W	12/13/2019	\$1,615.60	12/17/2019	12/31/2019
201900293	PUBLIC E000	Public Employees Retireme	W	12/13/2019	\$1,864.17	12/17/2019	12/31/2019
201900294	SELECT A000	Select Account	W	12/13/2019	\$391.67	12/17/2019	12/31/2019
201900295	TEACHERS000	Teachers Retirement Assoc	W	12/13/2019	\$4,165.24	12/17/2019	12/31/2019
201900296	TEACHERS000	Teachers Retirement Assoc	W	12/13/2019	\$4,398.43	12/17/2019	12/31/2019
201900297	INTERNAL000	Internal Revenue Service	W	12/17/2019	\$4.95	12/18/2019	12/31/2019
201900298	INTERNAL000	Internal Revenue Service	W	12/17/2019	\$59.09	12/18/2019	12/31/2019
201900299	INTERNAL000	Internal Revenue Service	W	12/17/2019	\$13.82	12/18/2019	12/31/2019
201900300	INTERNAL000	Internal Revenue Service	W	12/17/2019	\$59.09	12/18/2019	12/31/2019
201900301	INTERNAL000	Internal Revenue Service	W	12/17/2019	\$13.82	12/18/2019	12/31/2019
201900302	MN DEPT 000	MN Dept of Revenue	W	12/17/2019	\$2.76	12/18/2019	12/31/2019
201900303	PUBLIC E000	Public Employees Retireme	W	12/17/2019	\$61.95	12/18/2019	12/31/2019
201900304	PUBLIC E000	Public Employees Retireme	W	12/17/2019	\$71.48	12/18/2019	12/31/2019
201900314	AMAZON.C000	Amazon.com	W	11/12/2019	\$599.00	11/30/2019	11/30/2019
201900315	CHARTER 000	Charter Communications	W	11/21/2019	\$422.28	11/30/2019	11/30/2019
201900316	CITY OF 001	City of St. Cloud	W	11/19/2019	\$60.00	11/30/2019	11/30/2019
201900317	COBORN'S000	Coborn's	W	11/11/2019	\$47.85	11/30/2019	11/30/2019
201900318	COBORN'S000	Coborn's	W	11/12/2019	\$21.47	11/30/2019	11/30/2019
201900319	CRAFTS D000	Crafts Direct	W	11/12/2019	\$20.18	11/30/2019	11/30/2019
201900320	MENARDS 000	Menards	W	11/12/2019	\$55.31	11/30/2019	11/30/2019
201900321	MENARDS 000	Menards	W	11/12/2019	\$85.97	11/30/2019	11/30/2019
201900322	MENARDS 000	Menards	W	11/18/2019	\$-88.96	11/30/2019	11/30/2019
201900323	FLEET FA000	Fleet Farm	W	11/11/2019	\$32.95	11/30/2019	11/30/2019
201900324	OFFICE D000	Office Depot/Max	W	11/30/2019	\$232.77	11/30/2019	11/30/2019
201900325	OFFICE D000	Office Depot/Max	W	11/07/2019	\$86.25	11/30/2019	11/30/2019
201900326	ORIENTAL000	Oriental Trading Company	W	11/11/2019	\$63.44	11/30/2019	11/30/2019
201900327	OZOBOT.C000	Ozobot.com	W	11/30/2019	\$106.56	11/30/2019	11/30/2019
201900328	PARA PRO000	Para Pro Assessments	W	11/12/2019	\$275.00	11/30/2019	11/30/2019
201900334	SAM'S CL000	SAM'S CLUB	W	11/04/2019	\$175.78	11/30/2019	11/30/2019
201900335	INTERNAL000	Internal Revenue Service	W	11/13/2019	\$2,300.00	11/30/2019	11/30/2019
201900336	TEACHERS001	TeachersPayTeachers	W	11/01/2019	\$10.77	11/30/2019	11/30/2019
201900337	TEACHERS001	TeachersPayTeachers	W	11/04/2019	\$3.24	11/30/2019	11/30/2019
201900338	ADOBE SY000	Adobe Systems Inc	W	11/04/2019	\$16.13	11/30/2019	11/30/2019

## Cash Posting

Check #	Payee Key	Payee Name	T	Check Date	Check Amount	Date	Stmnt Date
<b>1 Deerwood Bank</b>							
*****Continued*****							
201900339	TEACHERS001	TeachersPayTeachers	W	11/07/2019	\$3.77	11/30/2019	11/30/2019
201900340	HANOVER 000	Hanover Insurance Group	W	11/07/2019	\$1,079.87	11/30/2019	11/30/2019
201900341	TEACHERS001	TeachersPayTeachers	W	11/11/2019	\$1.08	11/30/2019	11/30/2019
201900342	TEACHERS001	TeachersPayTeachers	W	11/11/2019	\$1.50	11/30/2019	11/30/2019
201900343	TEACHERS001	TeachersPayTeachers	W	11/11/2019	\$3.24	11/30/2019	11/30/2019
201900344	BERGAN 000	Bergan	W	11/14/2019	\$228.00	11/30/2019	11/30/2019
201900345	TEACHERS001	TeachersPayTeachers	W	11/15/2019	\$8.08	11/30/2019	11/30/2019
201900346	TEACHERS001	TeachersPayTeachers	W	11/22/2019	\$32.28	11/30/2019	11/30/2019
201900347	TEACHERS001	TeachersPayTeachers	W	11/25/2019	\$2.16	11/30/2019	11/30/2019
201900348	TEACHERS001	TeachersPayTeachers	W	11/25/2019	\$4.84	11/30/2019	11/30/2019
201900349	TEACHERS001	TeachersPayTeachers	W	11/27/2019	\$2.16	11/30/2019	11/30/2019
201900350	TEACHERS001	TeachersPayTeachers	W	11/27/2019	\$3.24	11/30/2019	11/30/2019
201900351	DEERWOOD000	Deerwood Bank	W	11/27/2019	\$25.00	11/30/2019	11/30/2019
201900352	TEACHERS001	TeachersPayTeachers	W	11/29/2019	\$6.99	11/30/2019	11/30/2019
201900353	DEERWOOD000	Deerwood Bank	W	11/29/2019	\$35.00	11/30/2019	11/30/2019
201900354	DEERWOOD000	Deerwood Bank	W	11/29/2019	\$35.00	11/30/2019	11/30/2019
201900357	WALMART 000	Walmart	W	11/11/2019	\$60.48	11/30/2019	11/30/2019
201900358	WALMART 000	Walmart	W	11/14/2019	\$38.31	11/30/2019	11/30/2019
201900363	AMAZON.C000	Amazon.com	W	11/04/2019	\$54.98	11/30/2019	11/30/2019
201900364	DALLAS M000	Dallas Midwest, LLC	W	11/12/2019	\$1,687.00	11/30/2019	11/30/2019
201900365	AMAZON.C000	Amazon.com	W	11/13/2019	\$59.99	11/30/2019	11/30/2019
201900366	AMAZON.C000	Amazon.com	W	11/18/2019	\$24.99	11/30/2019	11/30/2019
201900367	WALMART 000	Walmart	W	11/19/2019	\$131.77	11/30/2019	11/30/2019
201900368	WALMART 000	Walmart	W	11/27/2019	\$20.14	11/30/2019	11/30/2019
201900369	SAM'S CL000	SAM'S CLUB	W	11/27/2019	\$23.29	11/30/2019	11/30/2019
201900370	AMAZON.C000	Amazon.com	W	11/27/2019	\$26.21	11/30/2019	11/30/2019
201900371	CPI 000	CPI	W	11/27/2019	\$39.90	11/30/2019	11/30/2019
201900372	AMAZON.C000	Amazon.com	W	11/29/2019	\$17.08	11/30/2019	11/30/2019
201900373	AFLAC 000	Aflac	W	11/20/2019	\$510.54	11/30/2019	11/30/2019
201900375	HEALTHPA000	HEALTHPARTNERS	W	11/18/2019	\$11,417.69	11/30/2019	11/30/2019
201900377	INTERNAL000	Internal Revenue Service	W	12/31/2019	\$5,943.26	12/31/2019	
201900378	INTERNAL000	Internal Revenue Service	W	12/31/2019	\$5,146.12	12/31/2019	
201900379	INTERNAL000	Internal Revenue Service	W	12/31/2019	\$1,261.22	12/31/2019	
201900380	INTERNAL000	Internal Revenue Service	W	12/31/2019	\$5,146.12	12/31/2019	
201900381	INTERNAL000	Internal Revenue Service	W	12/31/2019	\$1,261.22	12/31/2019	
201900382	MN DEPT 000	MN Dept of Revenue	W	12/31/2019	\$2,846.58	12/31/2019	
201900383	PUBLIC E000	Public Employees Retireme	W	12/31/2019	\$2,245.32	12/31/2019	
201900384	PUBLIC E000	Public Employees Retireme	W	12/31/2019	\$-1.46	12/31/2019	
201900385	PUBLIC E000	Public Employees Retireme	W	12/31/2019	\$2,590.75	12/31/2019	
201900386	PUBLIC E000	Public Employees Retireme	W	12/31/2019	\$-1.69	12/31/2019	
201900387	SELECT A000	Select Account	W	12/31/2019	\$391.67	12/31/2019	
201900388	TEACHERS000	Teachers Retirement Assoc	W	12/31/2019	\$4,011.10	12/31/2019	
201900389	TEACHERS000	Teachers Retirement Assoc	W	12/31/2019	\$4,235.68	12/31/2019	
201900390	SAM'S CL000	SAM'S CLUB	W	12/02/2019	\$8.98	12/31/2019	12/31/2019
201900391	ST. CLOU004	St. Cloud Times	W	12/02/2019	\$9.99	12/31/2019	12/31/2019
201900392	ST. CLOU004	St. Cloud Times	W	12/30/2019	\$9.99	12/31/2019	12/31/2019
201900393	TEACHERS001	TeachersPayTeachers	W	12/03/2019	\$6.46	12/31/2019	12/31/2019
201900394	ADOBE SY000	Adobe Systems Inc	W	12/03/2019	\$16.13	12/31/2019	12/31/2019
201900395	TEACHERS001	TeachersPayTeachers	W	12/04/2019	\$6.04	12/31/2019	12/31/2019
201900396	WALMART 000	Walmart	W	12/06/2019	\$31.68	12/31/2019	12/31/2019
201900397	CPI 000	CPI	W	12/06/2019	\$176.78	12/31/2019	12/31/2019

Cash Posting

Check #	Payee Key	Payee Name	T	Check Date	Check Amount	Date	Stmnt Date
<b>1 Deerwood Bank</b>							
*****Continued*****							
201900398	SAM'S CL000	SAM'S CLUB	W	12/09/2019	\$15.48	12/31/2019	12/31/2019
201900399	WALMART 000	Walmart	W	12/11/2019	\$17.26	12/31/2019	12/31/2019
201900400	AMAZON.C000	Amazon.com	W	12/11/2019	\$105.28	12/31/2019	12/31/2019
201900401	TEACHERS001	TeachersPayTeachers	W	12/12/2019	\$12.40	12/31/2019	12/31/2019
201900402	BERGAN 000	Bergan	W	12/12/2019	\$228.00	12/31/2019	12/31/2019
201900403	GIS BENE000	GIS Benefits	W	12/12/2019	\$2,117.27	12/31/2019	12/31/2019
201900404	AMAZON.C000	Amazon.com	W	12/13/2019	\$54.98	12/31/2019	12/31/2019
201900405	SCHOLAST003	Scholastic Book Clubs Inc	W	12/13/2019	\$96.17	12/31/2019	12/31/2019
201900406	AMAZON.C000	Amazon.com	W	12/16/2019	\$10.92	12/31/2019	12/31/2019
201900407	AMAZON.C000	Amazon.com	W	12/16/2019	\$11.99	12/31/2019	12/31/2019
201900408	WALMART 000	Walmart	W	12/16/2019	\$14.96	12/31/2019	12/31/2019
201900409	AMAZON.C000	Amazon.com	W	12/16/2019	\$27.99	12/31/2019	12/31/2019
201900410	AMAZON.C000	Amazon.com	W	12/16/2019	\$63.18	12/31/2019	12/31/2019
201900411	SAM'S CL000	SAM'S CLUB	W	12/16/2019	\$110.00	12/31/2019	12/31/2019
201900412	COBORN'S000	Coborn's	W	12/17/2019	\$2.99	12/31/2019	12/31/2019
201900413	WALMART 000	Walmart	W	12/18/2019	\$12.86	12/31/2019	12/31/2019
201900414	WALMART 000	Walmart	W	12/19/2019	\$-0.14	12/31/2019	12/31/2019
201900415	AFLAC 000	Aflac	W	12/19/2019	\$510.54	12/31/2019	12/31/2019
201900416	WALMART 000	Walmart	W	12/20/2019	\$102.48	12/31/2019	12/31/2019
201900417	CHARTER 000	Charter Communications	W	12/23/2019	\$422.28	12/31/2019	12/31/2019
201900418	DEERWOOD000	Deerwood Bank	W	12/30/2019	\$35.00	12/31/2019	12/31/2019
201900419	DEERWOOD000	Deerwood Bank	W	12/30/2019	\$35.00	12/31/2019	12/31/2019
201900420	ACCO BRA000	ACCO Brands	W	12/26/2019	\$148.12	12/31/2019	12/31/2019
201900421	AMAZON.C000	Amazon.com	W	12/19/2019	\$84.50	12/31/2019	12/31/2019
201900422	AMAZON.C000	Amazon.com	W	12/18/2019	\$24.28	12/31/2019	12/31/2019
201900424	OFFICE M000	Office Max	W	11/30/2019	\$-106.88	11/30/2019	11/30/2019

Number Of Checks: 231 \$273,197.91

**2 Deerwood Bank**

43476	BENGTTIM000	Bengtson, Timothy D.	R	11/29/2019	\$19.31	11/30/2019	12/31/2019
43477	BURR SOP000	Burr, Sophie R.	R	11/29/2019	\$983.71	11/30/2019	12/31/2019
43478	JOHNSALE000	Johnson, Alex J.	R	11/29/2019	\$1,212.67	11/30/2019	12/31/2019
43479	SCHMISCO000	Schmitt, Scott	R	11/29/2019	\$477.21	11/30/2019	12/31/2019
43486	BENGTTIM000	Bengtson, Timothy D.	R	12/31/2019	\$1.46	12/31/2019	
43487	JOHNSALE000	Johnson, Alex J.	R	12/31/2019	\$1,212.67	12/31/2019	
43488	RENCZWRE000	Renczy, Wren L.	R	12/31/2019	\$100.69	12/31/2019	
43489	RODGEAND000	Rodgers II, Andrew L.	R	12/31/2019	\$410.17	12/31/2019	12/31/2019
43490	SCHMISCO000	Schmitt, Scott	R	12/31/2019	\$443.27	12/31/2019	
43491	TOMOSCAS000	Tomoson, Cassandra E.	R	12/31/2019	\$869.82	12/31/2019	

Number Of Checks: 10 \$5,730.98

Total Checks: 241 \$278,928.89

Totals:	Bank	Total \$\$
	1	\$273,197.91
	2	\$5,730.98

\*\*\*\*\* End of report \*\*\*\*\*




BATCH DESCRIPTION 19-10007 899 Items for December 2019  
 FISCAL YEAR POST DATE BATCH ORIGIN STATUS  
 2019-2020 12/31/2019 Activate History

LINE	NAME/PROJ	DESCRIPTION/ADDITIONAL DESCRIPTION	ACCOUNT/REFERENCE	QUICK KEY	ENTRY DATE	DEBIT AMOUNT	CREDIT AMOUNT
1		899 Items - Dec 19	01 A 101 00		12/31/2019	0.00	619.19
2		899 Items - Dec 19	01 E 010 203 000 000 899		12/31/2019	619.19	0.00
TOTALS						619.19	619.19

\*\*\*\*\* End of report \*\*\*\*\*





# ST. CLOUD MATH AND SCIENCE ACADEMY ISD 4223

Charter No. 4223.07  
January 2020 Meeting

December 31, 2019 Financial Statements



 **bergankDV**  
CPAS | ADVISORS

*Prepared by:*  
Kara Lundin, CPA  
Senior Finance Manager

## Executive Summary

### Students:

- Original Budget – 205 ADM
- Current – See director's report

### Current Conditions:

- The Original budget and Year-To-Date is the FY20 activity. At December 31<sup>st</sup>, 6 months or 50% of the year is complete.
- With 50% of the year complete, revenues earned and 48% and expenditures incurred are 47%
- Cash at month-end was \$965,000, which is 113 days of operating cash on hand
- The current operating loss is \$19,000 which is only 15% of the projected annual loss of the original budget.
- Gifts and grants are over budget due to funds received in August
- While Instructional software is over budget, netted with noninstruction software, the category is overall under budget by \$8,000
- Instructional supplies are over budget; however, textbooks and workbooks are under budget. These budget line-items will be updated with the revised budget.
- Expenditures without invoices are simply open expenditures that have cleared the bank and are just waiting on invoices.
- The food service fund detail shows the fund continues to a great job of managing the costs versus the expenditures. In addition, staff are efficient when submitting the food claims.

### Items worth noting:

- The monthly disbursements, receipts and journal entries (if any) are at the end of the report.

**St. Cloud Math and Science Academy**  
**Balance Sheet**  
**December 31, 2019**

	<u>7/1/2019</u>	<u>12/31/2019</u>
<b><u>Assets</u></b>		
Cash and Investments	\$ 1,056,748	\$ 965,042
State Aids Receivable	248,152	260,725
Federal Aids Receivable	39,545	62,682
Prepaid Expense	74,574	41,916
<b>Total assets</b>	<b>\$ 1,419,019</b>	<b>\$ 1,330,365</b>
<b><u>Liabilities and Fund Balance</u></b>		
<b>Current Liabilities</b>		
Salaries and Wages Payable	\$ 95,342	\$ 80,218
Accounts Payable	47,418	12,332
Payroll Deductions and Benefits	30,147	10,659
<b>Total Current Liabilities</b>	<b>\$ 172,907</b>	<b>\$ 103,209</b>
<b>Fund Balance</b>		
Fund Balance	\$ 1,246,112	\$ 1,246,112
Excess of Revenues over Expenditures	-	(18,956)
<b>Total Fund Balance</b>	<b>\$ 1,246,112</b>	<b>\$ 1,227,156</b>
<b>Total Liabilities and Fund Balance</b>	<b>\$ 1,419,019</b>	<b>\$ 1,330,365</b>
Days of Operating Cash On hand	140	113

**SCMSA, Charter No. 4223.07**  
**Monthly Financial Report - Revenues & Expenditures**  
**For the year-ending June 30, 2020**  
**December 31, 2019**

	FY19 Actual	Original Budget	Year To Date	50.0% % of Budget
ADM	176.9	205		
<b>Total All Funds</b>				
<b>Revenues</b>				
State Revenues	\$ 2,516,041	\$ 2,627,702	\$ 1,302,263	50%
Federal Revenues	140,617	181,426	48,654	27%
Local Revenues	8,662	3,500	4,600	131%
Food service Revenue	175,231	183,590	80,808	44%
<b>Total Revenues</b>	<b>\$ 2,840,551</b>	<b>\$ 2,996,218</b>	<b>\$ 1,436,325</b>	<b>48%</b>
Check #	2,840,551	2,996,218	1,436,325	
<b>Expenditures</b>				
Salaries and Benefits	\$ 1,798,808	\$ 2,005,120	\$ 931,066	46%
Purchased Services	551,220	611,174	307,119	50%
Supplies and Materials	229,795	248,983	134,617	54%
Equipment	3,109	40,260	8,141	20%
Grant and Other Costs	164,932	217,476	74,339	34%
<b>Total Expenditures</b>	<b>\$ 2,747,864</b>	<b>\$ 3,123,013</b>	<b>\$ 1,455,281</b>	<b>47%</b>
Check #	2,747,864	3,123,013	1,455,281	
<b>Net effect of Operations, All Funds</b>	<b>\$ 92,687</b>	<b>\$ (126,795)</b>	<b>\$ (18,956)</b>	
<b>Beginning Fund Balance</b>	<b>\$ 1,153,425</b>	<b>\$ 1,246,112</b>	<b>\$ 1,246,112</b>	
<b>Ending Fund Balance</b>	<b>\$ 1,246,112</b>	<b>\$ 1,119,317</b>	<b>\$ 1,227,156</b>	

<b>Fund Balance % of Expenditures</b>	<b>45.3%</b>	<b>35.8%</b>
---------------------------------------	--------------	--------------

**General Fund**

**Revenues**

**State Aids**

General Education Revenue	\$ 1,987,328	\$ 2,032,508	\$ 979,225	48%
Building Lease Aid	229,256	269,370	-	0%
Special Education Aid	255,157	269,449	43,855	16%
Endowment Aid	8,329	5,804	3,862	67%
Literacy Incentive	12,868	13,511	3,418	25%
LT Facilities Maintenance Aid	23,103	27,060	-	0%
Other, Misc	-	10,000	-	0%
Safe Schools Aid	-	-	6,942	n/a
Holdback	-	-	264,961	n/a
<b>Total State Aids</b>	<b>2,516,041</b>	<b>2,627,702</b>	<b>1,302,263</b>	<b>50%</b>

50.0%

	FY19 Actual	Original Budget	Year To Date	% of Budget
ADM	176.9	205		
<b><u>Federal Revenue</u></b>				
Federal Special Ed	32,852	34,309	16,169	47%
Federal CEIS	4,000	6,661	-	0%
Federal Title IV	-	10,000	-	0%
Federal Title I	77,843	90,776	25,047	28%
Federal Title II	12,887	14,350	-	0%
Federal Title III	13,035	25,330	7,438	29%
<b>Total Federal Revenue</b>	<b>140,617</b>	<b>181,426</b>	<b>48,654</b>	<b>27%</b>
<b><u>Other Revenue</u></b>				
Fees from Students	-	500	-	0%
Medical Assistance	3,428	1,000	-	0%
Contributions and Gifts, Grants	3,062	1,000	4,600	460%
Misc Income	2,172	1,000	-	0%
<b>Total Other Revenue</b>	<b>8,662</b>	<b>3,500</b>	<b>4,600</b>	<b>131%</b>
<b>Total Revenue</b>	<b>\$ 2,665,320</b>	<b>\$ 2,812,628</b>	<b>\$ 1,355,517</b>	<b>48%</b>

**Expenditures**

Salaries	1,201,607	1,377,778	547,081	40%
Benefits	304,152	332,354	145,968	44%
Accrual of summer salaries and benefits	-	-	85,270	N/A
<b>Total Salaries and Benefits</b>	<b>1,505,759</b>	<b>1,710,132</b>	<b>778,319</b>	<b>46%</b>
Contracted Services (see breakout)	93,142	96,210	63,455	66%
Repairs and Technology Maintenance	2,117	2,400	-	0%
Communications Services (phone, internet, fax)	4,707	6,000	2,530	42%
Postage	408	500	330	66%
Utilities	38,966	40,800	15,791	39%
Property and Casualty Insurance	14,817	13,700	9,250	68%
Repairs and Maintenance	4,354	6,000	1,410	24%
Field Trip Transportation	3,308	3,300	1,021	31%
Travel and conferences	2,444	6,000	4,360	73%
Field Trip Admissions	760	5,125	496	10%
Lease Expense	373,740	403,639	201,828	50%
Wells Fargo Copier Lease (\$190)	2,466	6,500	3,834	59%
Office Supplies/General Supplies	20,054	33,500	8,195	24%
Maintenance Supplies	13,065	11,900	9,596	81%
Noninstructional Software	17,955	23,900	12,244	51%
Instructional Software	1,430	6,000	9,415	157%
Instructional Supplies	14,416	1,785	14,453	810%
Noninstructional Technology	827	2,400	-	0%
Instructional Technology	3,997	7,200	4,135	57%
Textbooks and Workbooks	13,040	18,245	14,379	79%

	<b>FY19 Actual</b>	<b>Original Budget</b>	<b>Year To Date</b>	<b>50.0% % of Budget</b>
ADM	176.9	205		
Media/Library Resources	828	2,000	745	37%
Food	2,789	2,625	990	38%
Furniture and Other Equipment	1,918	9,000	5,393	60%
Technology Equipment	12	30,000	2,748	9%
Dues and memberships	20,886	16,050	15,756	98%
Third Party Expenditures	3,428	-	9	n/a
Taxes & Assessments	-	-	2,300	n/a
Expenditures without invoices	-	-	7,620	n/a
<b>State Special Ed Expenditures</b>				
Salaries	225,445	216,166	119,103	55%
Benefits	36,329	49,482	18,139	37%
Other	9,991	21,000	2,814	13%
<b>Federal Expenditures (Equals Revenue)</b>				
Federal Special Education	32,853	34,309	16,169	47%
Federal CEIS	4,000	6,661	-	0%
Federal Title IV	-	30,000	-	0%
Federal Title I	77,843	90,776	25,047	28%
Federal Title II	12,887	14,350	-	0%
Federal Title III	13,035	25,330	7,438	29%
<b>Total Expenditures</b>	<b>\$ 2,574,016</b>	<b>\$ 2,952,985</b>	<b>\$ 1,379,312</b>	<b>47%</b>
<b>Net Change in Fund Balance</b>	<b>\$ 91,304</b>	<b>\$ (140,357)</b>	<b>\$ (23,795)</b>	
<b>Beginning Fund Balance</b>	<b>1,152,588</b>	<b>1,243,892</b>	<b>1,243,892</b>	
<b>Ending Fund Balance</b>	<b>\$ 1,243,892</b>	<b>\$ 1,103,535</b>	<b>\$ 1,220,097</b>	
<b>Fund Balance Percentage of Annual Expenditures</b>	<b>45.3%</b>	<b>49.1%</b>		



	FY19 Actual	Original Budget	Year To Date	50.0% % of Budget
ADM	176.9	205		
<b>Fund 02, Food Service</b>				
<b>Revenues</b>				
Breakfast Aid	\$ 51,542	\$ 54,600	\$ 26,618	49%
Lunch and Milk Aid	97,611	102,900	48,083	47%
Fresh Fruits & Vegetable Grant	11,342	10,354	6,107	59%
Commodities	14,736	15,473	-	0%
Sale of Lunches	-	263	-	0%
<b>Total Revenue</b>	<b>\$ 175,231</b>	<b>\$ 183,590</b>	<b>\$ 80,808</b>	<b>44%</b>
<b>Expenditures</b>				
Salaries and Benefits	\$ 31,275	\$ 29,340	\$ 15,505	53%
Lunch, Breakfast & Milk	124,095	111,396	57,639	52%
FFVP	-	10,354	1,822	18%
Commodities	14,736	15,473	(1,822)	-12%
Equipment, shipping and Installation	1,179	1,260	-	0%
Supplies and Other	2,563	2,205	2,825	128%
<b>Total Expenditures</b>	<b>\$ 173,848</b>	<b>\$ 170,028</b>	<b>\$ 75,970</b>	<b>45%</b>
<b>Expenditures in Excess of Revenue</b>	<b>\$ 1,383</b>	<b>\$ 13,562</b>	<b>\$ 4,839</b>	
<b>Beginning fund Balance</b>	<b>\$ 837</b>	<b>\$ 2,220</b>	<b>\$ 2,220</b>	
<b>Ending Fund Balance, Food Service Fund</b>	<b>\$ 2,220</b>	<b>\$ 6,510</b>	<b>\$ 7,059</b>	

Management has elected to omit substantially all disclosures, the Government-Wide Financial Statements, and the Required Supplementary Information.  
No CPA provides any assurance on these financial statements.

SCMSA, Charter No. 4223.07  
Contracted Services  
Fiscal Year 2019 - 2020

Detail of Contracted Services	Original Budget	YTD	Comments
Accounting Support	\$ 63,275	\$ 31,560	Finance, AP, Payroll, Grants & 990, BKDV, \$5,260
Time & Labor Management	-	5,084	BerganKDV, \$228/mo, Implementation fee
Audit	9,500	9,200	Abdo
Background Checks	630	270	BCA
Banking Fees	630	375	
Benefit Fees	-	459	GIS, IEP HS, HSA fees
Board Training	525	-	
Bryan Ingvalson	5,000	3,600	Title I and other grant work
Dakota Academics	-	1,600	Erate
HR Services	3,150	1,750	Kraus-Anderson Insurance
Legal	2,625	1,725	Rupp, Anderson, Squire
Marketing	3,000	234	St. Cloud Times & FaceTime
Nursing	3,675	1,600	Est, portion to sped, charter school health
Shredding Service	-	136	Business Data Records
Translation Service	-	750	Bridge World Language
Tutoring Services	-	5,000	Reading and Math
Other "To Be Determined" Fees	2,100	112	misc,maintenance, unexpected fees
Teacher and student Recruitment	2,100	-	Ads, WJON, Edpost, etc
<b>Total Contracted Services</b>	<b>\$ 96,210</b>	<b>\$ 63,455</b>	66%
<b>Dues and Memberships</b>			
Authorizer Fees	\$ 15,000	\$ 15,606	NEO
MN Assoc of Charter Schools	-	-	Annual Membership
Other	550	150	CPI membership
<b>Total Dues and Memberships</b>	<b>\$ 15,550</b>	<b>\$ 15,756</b>	101%
<b>Communication Costs</b>			
Phone and Internet	\$ 5,500	\$ 2,530	Charter, \$421/mo

St. Cloud Math and Science Academy  
 Food Service Operations  
 Receipts and Expenditures, FY20

	July	Aug	Sept	Oct	Nov	Dec	Jan	Feb	Mar	Apr	May	June	Total
<b>Number of Claims Submitted</b>													
Total Breakfast	-	-	3,012	3,675	3,072	2,340	-	-	-	-	-	-	12,099
Total Lunch	-	-	3,234	3,900	3,366	2,708	-	-	-	-	-	-	13,208
<b>Revenue and Expenditures</b>													
Breakfast Revenue \$ 2.20	\$ -	\$ -	\$ 6,626	\$ 8,085	\$ 6,758	\$ 5,148	\$ -	\$ -	\$ -	\$ -	\$ -	\$ -	\$ 26,618
Lunch Revenue \$ 3.625	-	-	11,723	14,138	12,202	9,817	-	-	-	-	-	-	47,879
State Milk Aid, K \$ 0.20	-	-	73	66	38	27	-	-	-	-	-	-	204
Fresh Fruits & Veg Grant	-	-	1,354	1,552	1,832	1,368	-	-	-	-	-	-	6,107
Sale of Lunches	-	-	-	-	-	-	-	-	-	-	-	-	-
<b>Total Revenue</b>	<b>\$ -</b>	<b>\$ -</b>	<b>\$ 19,777</b>	<b>\$ 23,841</b>	<b>\$ 20,831</b>	<b>\$ 16,360</b>	<b>\$ -</b>	<b>\$ -</b>	<b>\$ -</b>	<b>\$ -</b>	<b>\$ -</b>	<b>\$ -</b>	<b>\$ 80,808</b>

<b>Expenditures</b>													
Salaries	\$ 493	\$ 1,005	\$ 3,175	\$ 3,840	\$ 3,862	\$ 3,130	\$ -	\$ -	\$ -	\$ -	\$ -	\$ -	\$ 15,505
Breakfast	-	-	777	2,563	3,362	2,133	-	-	-	-	-	-	8,835
Lunch	-	-	10,498	11,684	11,426	9,687	-	-	-	-	-	-	43,295
FFV	-	-	-	1,822	-	-	-	-	-	-	-	-	1,822
USDA Commodities	-	-	-	(196)	(698)	(928)	-	-	-	-	-	-	(1,822)
Milk	-	-	2,015	1,870	1,624	-	-	-	-	-	-	-	5,509
Supplies	-	-	2,765	-	-	-	-	-	-	-	-	-	2,765
Dues & Membership	-	-	-	60	-	-	-	-	-	-	-	-	60
Capital Assets	-	-	-	-	-	-	-	-	-	-	-	-	-
<b>Total Expenditures</b>	<b>\$ 493</b>	<b>\$ 1,005</b>	<b>\$ 19,230</b>	<b>\$ 21,644</b>	<b>\$ 19,576</b>	<b>\$ 14,022</b>	<b>\$ -</b>	<b>\$ -</b>	<b>\$ -</b>	<b>\$ -</b>	<b>\$ -</b>	<b>\$ -</b>	<b>\$ 75,970</b>

<b>Net Income/Loss</b>	<b>\$ (493)</b>	<b>\$ (1,005)</b>	<b>\$ 547</b>	<b>\$ 2,197</b>	<b>\$ 1,255</b>	<b>\$ 2,338</b>	<b>\$ -</b>	<b>\$ -</b>	<b>\$ -</b>	<b>\$ -</b>	<b>\$ -</b>	<b>\$ -</b>	<b>\$ 4,839</b>
Lunches Claimed for Reimbursement	-	-	3,234	3,900	3,366	2,708	-	-	-	-	-	-	13,208
Lunches Delivered	-	-	3,469	3,570	3,498	2,550	-	-	-	-	-	-	13,087
Extra lunches paid for but not reimbursed	-	-	(235)	330	(132)	158	-	-	-	-	-	-	121

BATCH	DESCRIPTION	FISCAL YEAR	POST DATE	BATCH ORIGIN	STATUS			
19-50020	SCMSA Meal Reimbursement 12.19.19	2019-2020	12/31/2019	Activate	History			
BANK LINE	NAME/PROJ	DESCRIPTION/REFERENCE	ADD'T'L DSC/PAY TYPE	ACCOUNT/QUICK KEY	RECEIPT#	ENTRY DT	DEBIT AMOUNT	CREDIT AMOUNT
1	1	State milk	CHECK	02 R 005 770 000 703 300	391	12/19/19	0.00	38.20
1	2	State lunch	CHECK	02 R 005 770 000 701 300	392	12/19/19	0.00	420.75
1	3	Breakfast	CHECK	02 R 005 770 000 705 476	393	12/19/19	0.00	6,758.40
1	4	Reg lunch	CHECK	02 R 005 770 000 701 471	394	12/19/19	0.00	1,144.44
1	5	HHFKA lunch	CHECK	02 R 005 770 000 701 471	395	12/19/19	0.00	235.62
1	6	Free and red lunch	CHECK	02 R 005 770 000 701 472	396	12/19/19	0.00	10,400.94
1	7	FFVP	CHECK	02 R 005 770 000 706 471	419	12/19/19	0.00	1,832.48
7 LINE ENTRIES FOR BATCH NUMBER 19-50020					CHECK TOTAL		0.00	20,830.83
					TOTALS FOR BATCH		0.00	20,830.83
					BATCH TOTAL DIFFERENCE		0.00	-20,830.83

BATCH	DESCRIPTION	FISCAL YEAR	POST DATE	BATCH ORIGIN	STATUS			
19-50019	SCMSA Meal Reimbursement 12.05.19	2019-2020	12/31/2019	Activate	History			
BANK LINE	NAME/PROJ	DESCRIPTION/REFERENCE	ADD'T'L DSC/PAY TYPE	ACCOUNT/QUICK KEY	RECEIPT#	ENTRY DT	DEBIT AMOUNT	CREDIT AMOUNT
1	1	State milk	CHECK	02 R 005 770 000 703 300	391	12/05/19	0.00	66.40
1	2	State lunch	CHECK	02 R 005 770 000 701 300	392	12/05/19	0.00	487.50
1	3	Breakfast	CHECK	02 R 005 770 000 705 476	393	12/05/19	0.00	8,085.00
1	4	Reg lunch	CHECK	02 R 005 770 000 701 471	394	12/05/19	0.00	1,326.00
1	5	HHFKA lunch	CHECK	02 R 005 770 000 701 471	395	12/05/19	0.00	273.00
1	6	Free and red lunch	CHECK	02 R 005 770 000 701 472	396	12/05/19	0.00	12,051.00
1	7	FFVP	CHECK	02 R 005 770 000 706 471	419	12/05/19	0.00	1,552.43
CHECK TOTAL					CHECK TOTAL		0.00	23,841.33

BANK LINE	NAME/PROJ	DESCRIPTION	ADDT'L DESCRIPTION	ACCOUNT	RECEIPT	ENTRY DT	DEBIT AMOUNT	CREDIT AMOUNT
19-50018	SCMSA IDEAS	Payment 12.30.19			TOTALS FOR BATCH		0.00	23,841.33
					BATCH TOTAL DIFFERENCE		0.00	-23,841.33

BANK LINE	NAME/PROJ	DESCRIPTION/REFERENCE	ADDT'L DSC/PAY TYPE	ACCOUNT/QUICK KEY	FISCAL YEAR	POST DATE	BATCH ORIGIN	STATUS
1		FY19-20 General Education	01 R	005 000 000 000 211	2019-2020	12/31/2019	Activate	History
		Charter						

BANK LINE	NAME/PROJ	DESCRIPTION	ADDT'L DSC/PAY TYPE	ACCOUNT/QUICK KEY	FISCAL YEAR	POST DATE	BATCH ORIGIN	STATUS
1		FY19-20 General Education	01 R	005 000 000 000 211	2019-2020	12/31/2019	Activate	History
		Charter						

BANK LINE	NAME/PROJ	DESCRIPTION/REFERENCE	ADDT'L DSC/PAY TYPE	ACCOUNT/QUICK KEY	FISCAL YEAR	POST DATE	BATCH ORIGIN	STATUS
1		FY19-20 General Education	01 R	005 000 000 000 211	2019-2020	12/31/2019	Activate	History
		Charter						

BANK LINE	NAME/PROJ	DESCRIPTION/REFERENCE	ADDT'L DSC/PAY TYPE	ACCOUNT/QUICK KEY	FISCAL YEAR	POST DATE	BATCH ORIGIN	STATUS
1		FY19-20 General Education	01 R	005 000 000 000 211	2019-2020	12/31/2019	Activate	History
		Charter						

RECEIPT#	ENTRY DT	DEBIT AMOUNT	CREDIT AMOUNT
420	12/30/19	0.00	85,611.34
420	12/15/19	0.00	85,389.62
CHECK GRAND TOTAL			
		0.00	215,673.12
16 LINE ENTRIES FOR 4 BATCHES			
GRAND TOTALS			
		0.00	215,673.12
GRAND TOTAL DIFFERENCE			
		0.00	-215,673.12

\*\*\*\*\* End of report \*\*\*\*\*

Check #	Payee Key	Payee Name	T	Check Date	Cash Posting		
					Check Amount	Date	Stmnt Date
<b>1</b>	<b>Deerwood Bank</b>						
2224	BCA 000	BCA	M	12/11/2019	\$60.00	12/31/2019	12/31/2019
43474	JOHNSALE000	Johnson, Alex J.	R	11/15/2019	\$1,243.33	11/15/2019	11/30/2019
43475	SCHMISCO000	Schmitt, Scott	R	11/15/2019	\$404.42	11/15/2019	11/26/2019
43475	SCHMISCO000	Schmitt, Scott	Q	11/15/2019	\$-404.42	11/15/2019	11/26/2019
43480	SCHMISCO000	Schmitt, Scott	R	11/15/2019	\$404.42	11/15/2019	12/31/2019
43481	FOSTEVI000	Foster, Virginia L.	R	12/13/2019	\$103.33	12/15/2019	12/31/2019
43482	JOHNSALE000	Johnson, Alex J.	R	12/13/2019	\$1,212.67	12/15/2019	12/31/2019
43483	KUCERBRI000	Kucera, Brianna N.	R	12/13/2019	\$732.18	12/15/2019	12/31/2019
43484	SCHMISCO000	Schmitt, Scott	R	12/13/2019	\$419.95	12/15/2019	12/31/2019
43485	AHMEDABD000	Ahmed, Abdullahi A.	R	12/17/2019	\$810.55	12/15/2019	12/31/2019
43768	ESI 000	ESI	R	11/07/2019	\$500.00	11/07/2019	11/30/2019
43769	HORACE M000	Horace Mann Life Insuranc	R	11/07/2019	\$195.00	11/07/2019	11/30/2019
43770	ABDO, EI000	Abdo, Eick & Meyers, LLP	R	11/12/2019	\$8,000.00	11/12/2019	11/30/2019
43771	ARROW AC000	Arrow Ace Hardware	R	11/12/2019	\$4.59	11/12/2019	11/30/2019
43772	CINTAS 000	Cintas	R	11/12/2019	\$219.03	11/12/2019	11/30/2019
43773	HAGE ROB000	Hage, Robert K.	R	11/12/2019	\$266.75	11/12/2019	11/30/2019
43774	MENARDS 000	Menards	R	11/12/2019	\$97.06	11/12/2019	11/30/2019
43775	RUPP, AN000	Rupp, Anderson, Squires &	R	11/12/2019	\$700.00	11/12/2019	11/30/2019
43776	ABDO, EI000	Abdo, Eick & Meyers, LLP	R	11/18/2019	\$1,200.00	11/18/2019	11/30/2019
43777	BERGANKD000	BerganKDV Outsourced Serv	R	11/18/2019	\$5,260.00	11/18/2019	11/30/2019
43778	BUSINESS000	Business Data Record Serv	R	11/18/2019	\$34.00	11/18/2019	11/30/2019
43779	CASHIER 000	Cashier - City of St. Clo	R	11/18/2019	\$40.00	11/18/2019	11/30/2019
43780	CINTAS 000	Cintas	R	11/18/2019	\$317.05	11/18/2019	11/30/2019
43781	CMERDC 000	cmERDC	R	11/18/2019	\$798.77	11/18/2019	11/30/2019
43782	DELL FIN000	Dell Financial Services	R	11/18/2019	\$875.10	11/18/2019	11/30/2019
43783	FISH TOM000	Fish, Tom	R	11/18/2019	\$1,870.50	11/18/2019	11/30/2019
43784	KRAUS-AN000	Kraus-Anderson Insurance	R	11/18/2019	\$250.00	11/18/2019	11/30/2019
43785	MCGRAW-H000	McGraw-Hill Schools Educa	R	11/18/2019	\$2,485.92	11/18/2019	11/30/2019
43786	MICROSOFO000	Microsoft	R	11/18/2019	\$624.00	11/18/2019	11/30/2019
43787	MILLADOU000	Millaway, Douglas	R	11/18/2019	\$550.00	11/18/2019	11/30/2019
43788	OFFICE F000	Office Furniture Solution	R	11/18/2019	\$285.00	11/18/2019	11/30/2019
43789	PRAIRIE 000	Prairie Woods Environ Lea	R	11/18/2019	\$430.00	11/18/2019	12/31/2019
43790	ROCHESTE000	Rochester 100 Inc	R	11/18/2019	\$135.00	11/18/2019	11/30/2019
43791	SAFEGAUR000	Safeguard Security Inc.	R	11/18/2019	\$39.95	11/18/2019	11/30/2019
43792	SCHRUMYR000	Schrup, Myra	R	11/18/2019	\$650.00	11/18/2019	11/30/2019
43793	WALDVJIL000	Waldvogel, Jill A.	R	11/18/2019	\$309.83	11/18/2019	12/31/2019
43794	XCEL ENE000	Xcel Energy	R	11/18/2019	\$1,424.06	11/18/2019	12/31/2019
43795	ESI 000	ESI	R	11/20/2019	\$500.00	11/20/2019	11/30/2019
43796	HORACE M000	Horace Mann Life Insuranc	R	11/20/2019	\$195.00	11/20/2019	11/30/2019
43797	BRIAN IN000	Brian Ingvalson & Associa	R	11/26/2019	\$1,200.00	11/26/2019	12/31/2019
43798	CENTRAL 003	Central MN Foster Grandpa	R	11/26/2019	\$285.00	11/26/2019	12/31/2019
43799	CITY OF 001	City of St. Cloud	R	11/26/2019	\$1,968.55	11/26/2019	12/31/2019
43800	MN DEPT 002	MN Dept of Human Services	R	11/26/2019	\$9.00	11/26/2019	11/30/2019
43801	NEW HORI000	New Horizon Foods	R	11/26/2019	\$15,486.42	11/26/2019	12/31/2019
43802	ROCHESTE000	Rochester 100 Inc	R	11/26/2019	\$135.00	11/26/2019	
43803	SPANIER 000	Spanier Bus Service, Inc.	R	11/26/2019	\$565.00	11/26/2019	12/31/2019
43804	TRIMARK 000	TriMark	R	11/26/2019	\$238.86	11/26/2019	12/31/2019
43805	WELLS FA000	Wells Fargo Financial Lea	R	11/26/2019	\$145.68	11/26/2019	12/31/2019
43806	WEST CEN000	West Central Sanitation,	R	11/26/2019	\$373.86	11/26/2019	12/31/2019
43807	ESI 000	ESI	R	12/06/2019	\$500.00	12/06/2019	12/31/2019
43808	HORACE M000	Horace Mann Life Insuranc	R	12/06/2019	\$195.00	12/06/2019	12/31/2019
43809	18TH STR000	18th Street Campus, LLC	R	12/16/2019	\$34,483.00	12/16/2019	12/31/2019

Cash Posting

Check #	Payee Key	Payee Name	T	Check Date	Check Amount	Date	Stmnt Date
<b>1 Deerwood Bank</b>							
*****Continued*****							
43810	BERGANKD000	BergankKDV Outsourced Serv	R	12/16/2019	\$5,260.00	12/16/2019	12/31/2019
43811	BRIAN IN000	Brian Ingvalson & Associa	R	12/16/2019	\$600.00	12/16/2019	12/31/2019
43812	BUSINESS000	Business Data Record Serv	R	12/16/2019	\$34.00	12/16/2019	12/31/2019
43813	CINTAS 000	Cintas	R	12/16/2019	\$98.02	12/16/2019	12/31/2019
43814	CMERDC 000	cmERDC	R	12/16/2019	\$865.67	12/16/2019	12/31/2019
43815	DISCOUNT000	Discount Two Way Radio Co	R	12/16/2019	\$651.00	12/16/2019	12/31/2019
43816	ELITE TA000	Elite Taxi	R	12/16/2019	\$46.20	12/16/2019	12/31/2019
43817	FACETIME000	FaceTime Business Resourc	R	12/16/2019	\$125.40	12/16/2019	12/31/2019
43818	FISH TOM000	Fish, Tom	R	12/16/2019	\$1,624.00	12/16/2019	12/31/2019
43819	HAGE ROB000	Hage, Robert K.	R	12/16/2019	\$451.98	12/16/2019	12/31/2019
43820	JACOBLO000	Jacobson, Lora J.	R	12/16/2019	\$45.83	12/16/2019	12/31/2019
43821	KENISREB000	Keniston, Rebecca A.	R	12/16/2019	\$79.68	12/16/2019	12/31/2019
43822	KRAUS-AN000	Kraus-Anderson Insurance	R	12/16/2019	\$250.00	12/16/2019	12/31/2019
43823	MILLADOU000	Millaway, Douglas	R	12/16/2019	\$650.00	12/16/2019	12/31/2019
43824	NEW HORI000	New Horizon Foods	R	12/16/2019	\$12,747.92	12/16/2019	12/31/2019
43825	SAFEGAUR000	Safeguard Security Inc.	R	12/16/2019	\$39.95	12/16/2019	12/31/2019
43826	SPANIER 000	Spanier Bus Service, Inc.	R	12/16/2019	\$410.00	12/16/2019	12/31/2019
43827	SPOT REH000	SPOT Rehabilitation, Inc.	R	12/16/2019	\$245.00	12/16/2019	12/31/2019
43828	TIERNEY 000	Tierney Brothers Inc.	R	12/16/2019	\$136.00	12/16/2019	12/31/2019
43829	WALDVJIL000	Waldvogel, Jill A.	R	12/16/2019	\$83.81	12/16/2019	12/31/2019
43830	WEST CEN000	West Central Sanitation,	R	12/16/2019	\$474.18	12/16/2019	12/31/2019
43831	XCEL ENE000	Xcel Energy	R	12/16/2019	\$1,633.48	12/16/2019	12/31/2019
43832	ZIPPY'S 000	Zippy's Inc	R	12/16/2019	\$200.00	12/16/2019	12/31/2019
43833	ESI 000	ESI	R	12/17/2019	\$500.00	12/17/2019	12/31/2019
43834	HORACE M000	Horace Mann Life Insuranc	R	12/17/2019	\$195.00	12/17/2019	12/31/2019
201900248	INTERNAL000	Internal Revenue Service	W	11/15/2019	\$5,132.81	11/15/2019	11/30/2019
201900249	INTERNAL000	Internal Revenue Service	W	11/15/2019	\$5,022.13	11/15/2019	11/30/2019
201900250	INTERNAL000	Internal Revenue Service	W	11/15/2019	\$1,174.53	11/15/2019	11/30/2019
201900251	INTERNAL000	Internal Revenue Service	W	11/15/2019	\$5,022.13	11/15/2019	11/30/2019
201900252	INTERNAL000	Internal Revenue Service	W	11/15/2019	\$1,174.53	11/15/2019	11/30/2019
201900253	MN DEPT 000	MN Dept of Revenue	W	11/15/2019	\$2,532.24	11/15/2019	11/30/2019
201900254	PUBLIC E000	Public Employees Retireme	W	11/15/2019	\$2,003.98	11/15/2019	11/30/2019
201900255	PUBLIC E000	Public Employees Retireme	W	11/15/2019	\$2,312.25	11/15/2019	11/30/2019
201900256	SELECT A000	Select Account	W	11/15/2019	\$287.50	11/15/2019	11/30/2019
201900257	TEACHERS000	Teachers Retirement Assoc	W	11/15/2019	\$3,806.93	11/15/2019	11/30/2019
201900258	TEACHERS000	Teachers Retirement Assoc	W	11/15/2019	\$4,020.05	11/15/2019	11/30/2019
201900259	INTERNAL000	Internal Revenue Service	W	11/15/2019	\$-4.88	11/29/2019	11/30/2019
201900260	INTERNAL000	Internal Revenue Service	W	11/15/2019	\$-29.76	11/29/2019	11/30/2019
201900261	INTERNAL000	Internal Revenue Service	W	11/15/2019	\$-6.96	11/29/2019	11/30/2019
201900262	INTERNAL000	Internal Revenue Service	W	11/15/2019	\$-29.76	11/29/2019	11/30/2019
201900263	INTERNAL000	Internal Revenue Service	W	11/15/2019	\$-6.96	11/29/2019	11/30/2019
201900264	INTERNAL000	Internal Revenue Service	W	11/15/2019	\$4.88	11/29/2019	11/30/2019
201900265	INTERNAL000	Internal Revenue Service	W	11/15/2019	\$29.76	11/29/2019	11/30/2019
201900266	INTERNAL000	Internal Revenue Service	W	11/15/2019	\$6.96	11/29/2019	11/30/2019
201900267	INTERNAL000	Internal Revenue Service	W	11/15/2019	\$29.76	11/29/2019	11/30/2019
201900268	INTERNAL000	Internal Revenue Service	W	11/15/2019	\$6.96	11/29/2019	11/30/2019
201900269	INTERNAL000	Internal Revenue Service	W	11/29/2019	\$5,047.60	11/29/2019	12/31/2019
201900270	INTERNAL000	Internal Revenue Service	W	11/29/2019	\$4,955.15	11/29/2019	12/31/2019
201900271	INTERNAL000	Internal Revenue Service	W	11/29/2019	\$1,158.87	11/29/2019	12/31/2019
201900272	INTERNAL000	Internal Revenue Service	W	11/29/2019	\$4,955.15	11/29/2019	12/31/2019
201900273	INTERNAL000	Internal Revenue Service	W	11/29/2019	\$1,158.87	11/29/2019	12/31/2019

Check #	Payee Key	Payee Name	T	Check Date	Cash Posting		
					Check Amount	Date	Stmnt Date
<b>1</b>	<b>Deerwood Bank</b>						
*****Continued*****							
201900274	MN DEPT 000	MN Dept of Revenue	W	11/15/2019	\$-2.74	11/29/2019	11/30/2019
201900275	MN DEPT 000	MN Dept of Revenue	W	11/15/2019	\$2.74	11/29/2019	11/30/2019
201900276	MN DEPT 000	MN Dept of Revenue	W	11/29/2019	\$2,488.01	11/29/2019	12/31/2019
201900277	PUBLIC E000	Public Employees Retireme	W	11/15/2019	\$-31.20	11/29/2019	11/30/2019
201900278	PUBLIC E000	Public Employees Retireme	W	11/15/2019	\$-36.00	11/29/2019	11/30/2019
201900279	PUBLIC E000	Public Employees Retireme	W	11/15/2019	\$31.20	11/29/2019	11/30/2019
201900280	PUBLIC E000	Public Employees Retireme	W	11/15/2019	\$36.00	11/29/2019	11/30/2019
201900281	PUBLIC E000	Public Employees Retireme	W	11/29/2019	\$2,092.86	11/29/2019	12/31/2019
201900282	PUBLIC E000	Public Employees Retireme	W	11/29/2019	\$2,414.85	11/29/2019	12/31/2019
201900283	SELECT A000	Select Account	W	11/29/2019	\$391.67	11/29/2019	12/31/2019
201900284	TEACHERS000	Teachers Retirement Assoc	W	11/29/2019	\$3,647.93	11/29/2019	12/31/2019
201900285	TEACHERS000	Teachers Retirement Assoc	W	11/29/2019	\$3,852.17	11/29/2019	12/31/2019
201900286	INTERNAL000	Internal Revenue Service	W	12/13/2019	\$5,221.89	12/17/2019	12/31/2019
201900287	INTERNAL000	Internal Revenue Service	W	12/13/2019	\$4,919.48	12/17/2019	12/31/2019
201900288	INTERNAL000	Internal Revenue Service	W	12/13/2019	\$1,150.55	12/17/2019	12/31/2019
201900289	INTERNAL000	Internal Revenue Service	W	12/13/2019	\$4,919.48	12/17/2019	12/31/2019
201900290	INTERNAL000	Internal Revenue Service	W	12/13/2019	\$1,150.55	12/17/2019	12/31/2019
201900291	MN DEPT 000	MN Dept of Revenue	W	12/13/2019	\$2,576.73	12/17/2019	12/31/2019
201900292	PUBLIC E000	Public Employees Retireme	W	12/13/2019	\$1,615.60	12/17/2019	12/31/2019
201900293	PUBLIC E000	Public Employees Retireme	W	12/13/2019	\$1,864.17	12/17/2019	12/31/2019
201900294	SELECT A000	Select Account	W	12/13/2019	\$391.67	12/17/2019	12/31/2019
201900295	TEACHERS000	Teachers Retirement Assoc	W	12/13/2019	\$4,165.24	12/17/2019	12/31/2019
201900296	TEACHERS000	Teachers Retirement Assoc	W	12/13/2019	\$4,398.43	12/17/2019	12/31/2019
201900297	INTERNAL000	Internal Revenue Service	W	12/17/2019	\$4.95	12/18/2019	12/31/2019
201900298	INTERNAL000	Internal Revenue Service	W	12/17/2019	\$59.09	12/18/2019	12/31/2019
201900299	INTERNAL000	Internal Revenue Service	W	12/17/2019	\$13.82	12/18/2019	12/31/2019
201900300	INTERNAL000	Internal Revenue Service	W	12/17/2019	\$59.09	12/18/2019	12/31/2019
201900301	INTERNAL000	Internal Revenue Service	W	12/17/2019	\$13.82	12/18/2019	12/31/2019
201900302	MN DEPT 000	MN Dept of Revenue	W	12/17/2019	\$2.76	12/18/2019	12/31/2019
201900303	PUBLIC E000	Public Employees Retireme	W	12/17/2019	\$61.95	12/18/2019	12/31/2019
201900304	PUBLIC E000	Public Employees Retireme	W	12/17/2019	\$71.48	12/18/2019	12/31/2019
201900314	AMAZON.C000	Amazon.com	W	11/12/2019	\$599.00	11/30/2019	11/30/2019
201900315	CHARTER 000	Charter Communications	W	11/21/2019	\$422.28	11/30/2019	11/30/2019
201900316	CITY OF 001	City of St. Cloud	W	11/19/2019	\$60.00	11/30/2019	11/30/2019
201900317	COBORN'S000	Coborn's	W	11/11/2019	\$47.85	11/30/2019	11/30/2019
201900318	COBORN'S000	Coborn's	W	11/12/2019	\$21.47	11/30/2019	11/30/2019
201900319	CRAFTS D000	Crafts Direct	W	11/12/2019	\$20.18	11/30/2019	11/30/2019
201900320	MENARDS 000	Menards	W	11/12/2019	\$55.31	11/30/2019	11/30/2019
201900321	MENARDS 000	Menards	W	11/12/2019	\$85.97	11/30/2019	11/30/2019
201900322	MENARDS 000	Menards	W	11/18/2019	\$-88.96	11/30/2019	11/30/2019
201900323	FLEET FA000	Fleet Farm	W	11/11/2019	\$32.95	11/30/2019	11/30/2019
201900324	OFFICE D000	Office Depot/Max	W	11/30/2019	\$232.77	11/30/2019	11/30/2019
201900325	OFFICE D000	Office Depot/Max	W	11/07/2019	\$86.25	11/30/2019	11/30/2019
201900326	ORIENTAL000	Oriental Trading Company	W	11/11/2019	\$63.44	11/30/2019	11/30/2019
201900327	OZOBOT.C000	Ozobot.com	W	11/30/2019	\$106.56	11/30/2019	11/30/2019
201900328	PARA PRO000	Para Pro Assessments	W	11/12/2019	\$275.00	11/30/2019	11/30/2019
201900334	SAM'S CL000	SAM'S CLUB	W	11/04/2019	\$175.78	11/30/2019	11/30/2019
201900335	INTERNAL000	Internal Revenue Service	W	11/13/2019	\$2,300.00	11/30/2019	11/30/2019
201900336	TEACHERS001	TeachersPayTeachers	W	11/01/2019	\$10.77	11/30/2019	11/30/2019
201900337	TEACHERS001	TeachersPayTeachers	W	11/04/2019	\$3.24	11/30/2019	11/30/2019
201900338	ADOBE SY000	Adobe Systems Inc	W	11/04/2019	\$16.13	11/30/2019	11/30/2019



Cash Posting

Check #	Payee Key	Payee Name	T	Check Date	Check Amount	Date	Stmnt Date
<b>1 Deerwood Bank</b>							
*****Continued*****							
201900339	TEACHERS001	TeachersPayTeachers	W	11/07/2019	\$3.77	11/30/2019	11/30/2019
201900340	HANOVER 000	Hanover Insurance Group	W	11/07/2019	\$1,079.87	11/30/2019	11/30/2019
201900341	TEACHERS001	TeachersPayTeachers	W	11/11/2019	\$1.08	11/30/2019	11/30/2019
201900342	TEACHERS001	TeachersPayTeachers	W	11/11/2019	\$1.50	11/30/2019	11/30/2019
201900343	TEACHERS001	TeachersPayTeachers	W	11/11/2019	\$3.24	11/30/2019	11/30/2019
201900344	BERGAN 000	Bergan	W	11/14/2019	\$228.00	11/30/2019	11/30/2019
201900345	TEACHERS001	TeachersPayTeachers	W	11/15/2019	\$8.08	11/30/2019	11/30/2019
201900346	TEACHERS001	TeachersPayTeachers	W	11/22/2019	\$32.28	11/30/2019	11/30/2019
201900347	TEACHERS001	TeachersPayTeachers	W	11/25/2019	\$2.16	11/30/2019	11/30/2019
201900348	TEACHERS001	TeachersPayTeachers	W	11/25/2019	\$4.84	11/30/2019	11/30/2019
201900349	TEACHERS001	TeachersPayTeachers	W	11/27/2019	\$2.16	11/30/2019	11/30/2019
201900350	TEACHERS001	TeachersPayTeachers	W	11/27/2019	\$3.24	11/30/2019	11/30/2019
201900351	DEERWOOD000	Deerwood Bank	W	11/27/2019	\$25.00	11/30/2019	11/30/2019
201900352	TEACHERS001	TeachersPayTeachers	W	11/29/2019	\$6.99	11/30/2019	11/30/2019
201900353	DEERWOOD000	Deerwood Bank	W	11/29/2019	\$35.00	11/30/2019	11/30/2019
201900354	DEERWOOD000	Deerwood Bank	W	11/29/2019	\$35.00	11/30/2019	11/30/2019
201900357	WALMART 000	Walmart	W	11/11/2019	\$60.48	11/30/2019	11/30/2019
201900358	WALMART 000	Walmart	W	11/14/2019	\$38.31	11/30/2019	11/30/2019
201900363	AMAZON.C000	Amazon.com	W	11/04/2019	\$54.98	11/30/2019	11/30/2019
201900364	DALLAS M000	Dallas Midwest, LLC	W	11/12/2019	\$1,687.00	11/30/2019	11/30/2019
201900365	AMAZON.C000	Amazon.com	W	11/13/2019	\$59.99	11/30/2019	11/30/2019
201900366	AMAZON.C000	Amazon.com	W	11/18/2019	\$24.99	11/30/2019	11/30/2019
201900367	WALMART 000	Walmart	W	11/19/2019	\$131.77	11/30/2019	11/30/2019
201900368	WALMART 000	Walmart	W	11/27/2019	\$20.14	11/30/2019	11/30/2019
201900369	SAM'S CL000	SAM'S CLUB	W	11/27/2019	\$23.29	11/30/2019	11/30/2019
201900370	AMAZON.C000	Amazon.com	W	11/27/2019	\$26.21	11/30/2019	11/30/2019
201900371	CPI 000	CPI	W	11/27/2019	\$39.90	11/30/2019	11/30/2019
201900372	AMAZON.C000	Amazon.com	W	11/29/2019	\$17.08	11/30/2019	11/30/2019
201900373	AFLAC 000	Aflac	W	11/20/2019	\$510.54	11/30/2019	11/30/2019
201900375	HEALTHPA000	HEALTHPARTNERS	W	11/18/2019	\$11,417.69	11/30/2019	11/30/2019
201900377	INTERNAL000	Internal Revenue Service	W	12/31/2019	\$5,943.26	12/31/2019	
201900378	INTERNAL000	Internal Revenue Service	W	12/31/2019	\$5,146.12	12/31/2019	
201900379	INTERNAL000	Internal Revenue Service	W	12/31/2019	\$1,261.22	12/31/2019	
201900380	INTERNAL000	Internal Revenue Service	W	12/31/2019	\$5,146.12	12/31/2019	
201900381	INTERNAL000	Internal Revenue Service	W	12/31/2019	\$1,261.22	12/31/2019	
201900382	MN DEPT 000	MN Dept of Revenue	W	12/31/2019	\$2,846.58	12/31/2019	
201900383	PUBLIC E000	Public Employees Retireme	W	12/31/2019	\$2,245.32	12/31/2019	
201900384	PUBLIC E000	Public Employees Retireme	W	12/31/2019	\$-1.46	12/31/2019	
201900385	PUBLIC E000	Public Employees Retireme	W	12/31/2019	\$2,590.75	12/31/2019	
201900386	PUBLIC E000	Public Employees Retireme	W	12/31/2019	\$-1.69	12/31/2019	
201900387	SELECT A000	Select Account	W	12/31/2019	\$391.67	12/31/2019	
201900388	TEACHERS000	Teachers Retirement Assoc	W	12/31/2019	\$4,011.10	12/31/2019	
201900389	TEACHERS000	Teachers Retirement Assoc	W	12/31/2019	\$4,235.68	12/31/2019	
201900390	SAM'S CL000	SAM'S CLUB	W	12/02/2019	\$8.98	12/31/2019	12/31/2019
201900391	ST. CLOU004	St. Cloud Times	W	12/02/2019	\$9.99	12/31/2019	12/31/2019
201900392	ST. CLOU004	St. Cloud Times	W	12/30/2019	\$9.99	12/31/2019	12/31/2019
201900393	TEACHERS001	TeachersPayTeachers	W	12/03/2019	\$6.46	12/31/2019	12/31/2019
201900394	ADOBE SY000	Adobe Systems Inc	W	12/03/2019	\$16.13	12/31/2019	12/31/2019
201900395	TEACHERS001	TeachersPayTeachers	W	12/04/2019	\$6.04	12/31/2019	12/31/2019
201900396	WALMART 000	Walmart	W	12/06/2019	\$31.68	12/31/2019	12/31/2019
201900397	CPI 000	CPI	W	12/06/2019	\$176.78	12/31/2019	12/31/2019

Cash Posting

Check #	Payee Key	Payee Name	T	Check Date	Check Amount	Date	Stmnt Date
<b>1 Deerwood Bank</b>							
*****Continued*****							
201900398	SAM'S CL000	SAM'S CLUB	W	12/09/2019	\$15.48	12/31/2019	12/31/2019
201900399	WALMART 000	Walmart	W	12/11/2019	\$17.26	12/31/2019	12/31/2019
201900400	AMAZON.C000	Amazon.com	W	12/11/2019	\$105.28	12/31/2019	12/31/2019
201900401	TEACHERS001	TeachersPayTeachers	W	12/12/2019	\$12.40	12/31/2019	12/31/2019
201900402	BERGAN 000	Bergan	W	12/12/2019	\$228.00	12/31/2019	12/31/2019
201900403	GIS BENE000	GIS Benefits	W	12/12/2019	\$2,117.27	12/31/2019	12/31/2019
201900404	AMAZON.C000	Amazon.com	W	12/13/2019	\$54.98	12/31/2019	12/31/2019
201900405	SCHOLAST003	Scholastic Book Clubs Inc	W	12/13/2019	\$96.17	12/31/2019	12/31/2019
201900406	AMAZON.C000	Amazon.com	W	12/16/2019	\$10.92	12/31/2019	12/31/2019
201900407	AMAZON.C000	Amazon.com	W	12/16/2019	\$11.99	12/31/2019	12/31/2019
201900408	WALMART 000	Walmart	W	12/16/2019	\$14.96	12/31/2019	12/31/2019
201900409	AMAZON.C000	Amazon.com	W	12/16/2019	\$27.99	12/31/2019	12/31/2019
201900410	AMAZON.C000	Amazon.com	W	12/16/2019	\$63.18	12/31/2019	12/31/2019
201900411	SAM'S CL000	SAM'S CLUB	W	12/16/2019	\$110.00	12/31/2019	12/31/2019
201900412	COBORN'S000	Coborn's	W	12/17/2019	\$2.99	12/31/2019	12/31/2019
201900413	WALMART 000	Walmart	W	12/18/2019	\$12.86	12/31/2019	12/31/2019
201900414	WALMART 000	Walmart	W	12/19/2019	\$-0.14	12/31/2019	12/31/2019
201900415	AFLAC 000	Aflac	W	12/19/2019	\$510.54	12/31/2019	12/31/2019
201900416	WALMART 000	Walmart	W	12/20/2019	\$102.48	12/31/2019	12/31/2019
201900417	CHARTER 000	Charter Communications	W	12/23/2019	\$422.28	12/31/2019	12/31/2019
201900418	DEERWOOD000	Deerwood Bank	W	12/30/2019	\$35.00	12/31/2019	12/31/2019
201900419	DEERWOOD000	Deerwood Bank	W	12/30/2019	\$35.00	12/31/2019	12/31/2019
201900420	ACCO BRA000	ACCO Brands	W	12/26/2019	\$148.12	12/31/2019	12/31/2019
201900421	AMAZON.C000	Amazon.com	W	12/19/2019	\$84.50	12/31/2019	12/31/2019
201900422	AMAZON.C000	Amazon.com	W	12/18/2019	\$24.28	12/31/2019	12/31/2019
201900424	OFFICE M000	Office Max	W	11/30/2019	\$-106.88	11/30/2019	11/30/2019

Number Of Checks: 231 \$273,197.91

**2 Deerwood Bank**

43476	BENGTTIM000	Bengtson, Timothy D.	R	11/29/2019	\$19.31	11/30/2019	12/31/2019
43477	BURR SOP000	Burr, Sophie R.	R	11/29/2019	\$983.71	11/30/2019	12/31/2019
43478	JOHNSALE000	Johnson, Alex J.	R	11/29/2019	\$1,212.67	11/30/2019	12/31/2019
43479	SCHMISCO000	Schmitt, Scott	R	11/29/2019	\$477.21	11/30/2019	12/31/2019
43486	BENGTTIM000	Bengtson, Timothy D.	R	12/31/2019	\$1.46	12/31/2019	
43487	JOHNSALE000	Johnson, Alex J.	R	12/31/2019	\$1,212.67	12/31/2019	
43488	RENCZWRE000	Renczy, Wren L.	R	12/31/2019	\$100.69	12/31/2019	
43489	RODGEAND000	Rodgers II, Andrew L.	R	12/31/2019	\$410.17	12/31/2019	12/31/2019
43490	SCHMISCO000	Schmitt, Scott	R	12/31/2019	\$443.27	12/31/2019	
43491	TOMOSCAS000	Tomoson, Cassandra E.	R	12/31/2019	\$869.82	12/31/2019	

Number Of Checks: 10 \$5,730.98

Total Checks: 241 \$278,928.89

Totals:	Bank	Total \$\$
	1	\$273,197.91
	2	\$5,730.98

\*\*\*\*\* End of report \*\*\*\*\*

BATCH DESCRIPTION FISCAL YEAR POST DATE BATCH ORIGIN STATUS  
 19-10007 899 Items for December 2019 2019-2020 12/31/2019 Activate History

<u>LINE</u>	<u>NAME/PROJ</u>	<u>DESCRIPTION/ADDITIONAL DESCRIPTION</u>	<u>ACCOUNT/REFERENCE</u>	<u>QUICK KEY</u>	<u>ENTRY DATE</u>	<u>DEBIT AMOUNT</u>	<u>CREDIT AMOUNT</u>
1		899 Items - Dec 19	01 A 101 00		12/31/2019	0.00	619.19
2		899 Items - Dec 19	01 E 010 203 000 000 899		12/31/2019	619.19	0.00
TOTALS						619.19	619.19

\*\*\*\*\* End of report \*\*\*\*\*

