

St. Cloud Math and Science Academy Board of Directors

Charter School #4223


Final Board Minutes

1025 18th Street North

St. Cloud, MN 56303

November 16, 2022

4:30 - ~6:00 PM



1. Call to Order

Reading and Reflection on the school's Mission Statement: **With kindness and respect as our foundation, our highly skilled educators prepare students to become lifelong learners through the integrated instruction of Science, Technology, Engineering and Math in a safe and caring environment.**

2. ROLL CALL PRESENT/ ABSENT: Erika Cowley –absent, Amy Cross – present, Michael Mullin – present, Courtney Nelson –present, Rachel Saatzer- present

*Quorum has been met

Staff and/or Guests present – note for the record and anyone wishing to speak (12.a.1.) Tessa Soltis, Tammy Bengtson, Nancy Benson, Adam Myhand (NEO)

3. Conflict of Interest Declarations- none

4. CONSENT AGENDA:

The consent agenda consists of routine matters that the Board considers without debate. Any Director may remove an item from the consent agenda and add it to the ACTION ITEMS by requesting removal of the item at the time the consent agenda is moved for approval.

- October 26, 2022 Board Minutes
- Today's Board Meeting Agenda (November 16, 2022)

Courtney Nelson made a motion to approve the consent agenda as presented, Rachel Saatzer seconds the motion

All in favor, motion carries

5. Finance Report; Statement of Operations & Balance Sheet October 31, 2022 (Amy)

- ADM is 288
- investment account has been set up
- Audit has been completed -everything went smoothly, no findings

6. Program Report(s)

- Guest teacher and/or staff member **Tessa Soltis (Fourth Grade)**
 - Working on fractions and multiplying - made array houses**
 - Classroom Government-**

- iii. **50 States project - wrote a letter about MN, sending it to all 50 states and in return they receive a postcard from that state and a letter.**
 - b. Curriculum Study, with a focus on **COMMUNICATION (Reading, Writing, Listening, Speaking, Phonics)** – Courtney Nelson, Chairperson
 - i. Materials for the updated Wonders curriculum for K, 2 and 4
 - ii. Plan to implement this curriculum after winter break
 - c. **Novation Education Opportunities report/comments** – Adam Myhand
 - i. Issued Academic Award for beating the state in Reading Achievement for English learners
 - ii. School Meals Policy needs to be posted on website
 - iii. Performance Framework meeting tomorrow
7. Executive Director/ Principal Report – Tammy Bengtson
- a. Enrollment Report 288 students currently enrolled
 - b. Health Sabbatical request from Maria Bodette from November 23rd to March
 - i. working on filling her position
 - c. Posting on EDpost for future 6th grade Science
 - d. Veteran's Day assembly last Friday- US Army Guest, Flag Folding Ceremony, K & 1st sang National Anthem
 - e. Transportation Meeting coming up regarding issues with sharing transportation with Success Academy
 - f. After School Intervention Program- started October 25th
 - g. Girl's Basketball started this week
 - h. Boy's Basketball will be this winter
 - i. Staff Development November 8th - Dyslexia Speaker, Social Emotional, Somali Culture
 - j. Assistant Principal report, – Nancy Benson
 - i. Presented FAST Math data from Fall 2022
8. Standing Committee Reports (Please provide relevant documents prior to the meeting)
- A. Facilities Committee Report – Michael Mullin
- a. Possible Expansion/ Renovation for Grades #7 - #8- no news- Inventure will be updating us in January
9. Action Items:
- a. Consideration of October 2022 Financial Statements (Roll Call)
 - i. Amy Cross moves to approve the Oct 2022 Financial Statements as presented, Courtney Nelson seconds the motion.
 - ii. Roll Call- Amy Cross- aye, Michael Mullin- aye, Courtney Nelson- aye, Rachel Saatzter- aye
 - b. World's Best Work Force – State of Minnesota Mandate
 - i. Due December 15th
 - ii. 5 Goals in the World's Best Work Force
 - iii. Our Performance Framework goals are set to match these- only 4 of the goals applicable to our school
 - iv. Rachel Saatzter made a motion to approve the World's Best Work Force (MDE Requirement) report from Tammy Bengtson, Amy Cross seconds the motion
 - v. All in favor, motion carries
10. Any further business

- a. Public Comment, if any (Please register in advance of the meeting)
 - i. List guests who wish to speak/ or who did speak:


11. Announce date/ time of next meeting: **January 18, 2022 at 4:30 PM**

12. Adjourn at 5:27pm

2022 - 2023 St. Cloud Math and Science Academy Charter School #4223
Tentative Board Meeting Calendar -- Tentative/ Policy Review Schedule – Subject to change

Board Meeting Date	Agenda Focus/ Policy Review
August 10, 2022 4:30 PM	Annual Organizational Meeting/ Officers Elected
September 21, 2022 4:30 PM	#49 -- Nepotism
October 26, 2022 4:30 PM	Expansion/ Renovation of Campus #38 Purchasing, Procurement, Contracting
November 16, 2022 4:30 PM	World's Best Work Force Requirements
January 18, 2023 4:30 PM	Consideration of June 30, 2022 audited financial statements
February 15, 2023 4:30 PM	
March 15, 2023 4:30 PM	
April 19, 2023 4:30 PM	
May 17, 2023 = 5:00 PM Annual Meeting	Election of Directors
May 17, 2023 4:30 PM	Consideration of FY24 Operating Budget

DRAFT Minutes Respectfully Submitted by Recording Secretary/ Clerk, Kim Hess
 Certified/ Approved: Rachel Saatzer, Board of Directors Secretary
 These *Minutes* are official only after approved by a vote of the Board of Directors



**ST. CLOUD
MATH AND SCIENCE
ACADEMY
ISD 4223**

**St. Cloud Math & Science Academy
St. Cloud, MN
District 4223**

Financial Report

October 31, 2022

bergankDV | DO MORE.

Prepared by:
Bridget Merrill-Myhre, CPA
Outsourced Controller

St. Cloud Math & Science Academy
St. Cloud, MN
October 31, 2022
Table of Contents

Executive Summary	3
Dashboard	4
Balance Sheet	6
Statement of Revenues and Expenditures	7
Cash Flow Projection	11

These financial statements are prepared in a modified format in that they exclude footnotes and required supplementary information in order to be considered a full set of financial statements. The excluded portions will be included in the fiscal year end audited financial statements. The accompanying financial statements of the School were not subjected to an audit, review, or compilation engagement by BerganKDV and, accordingly, we do not express an opinion, a conclusion, nor provide any assurance on them.

St. Cloud Math & Science Academy
St. Cloud, Minnesota
October 31, 2022
Executive Summary

Summary of Key Financial Indicators

- * Average Daily Membership (ADM) Overview –
 - Original Budget: 266 ADM
 - Revised Budget: TBD
 - Actual: 288
- * The School's current original budget projects a net surplus for the year of \$4,291. A projected cumulative fund balance of \$1,588,273 or 32% of expenditures at fiscal year-end.
- * Projected Days Cash on Hand for the projected fiscal year-end is 126 days. Above 30 days meets best practices.

Financial Statement Key Points

- * As of month-end, 33% of the year was complete.
- * Cash Balance as of the reporting period is \$1,484,615, up slightly from \$1,464,695 the previous month.
- * Current year holdback estimated balance is \$195,605 as of the reporting period. The holdback amount is approximately 10% of total state aids. The remaining holdback amount will be paid back to the school in fiscal year 2024.
- * Revenues received at end of the reporting period – 28.2%
- * Expenditures disbursed at end of the reporting period – 24.5%

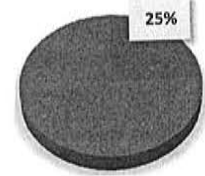
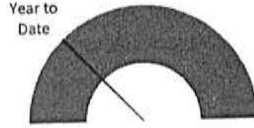
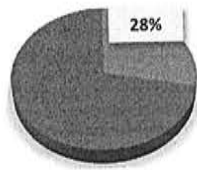
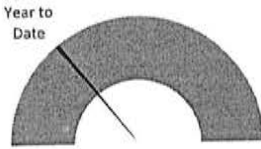
Other Items

- * Travel and Conferences is overbudget and will be adjusted with the revised budget.
- * Instructional Technology line is overbudget due to the purchase of additional Dell Laptops.
- * The FY22 annual audit is complete. We are expecting drafts from the auditors this week. They will present at the January meeting.

St. Cloud Math and Science Academy
St. Cloud, MN
Financial Statements Dashboard
October 31, 2022


Financial Summary - Budgeted Amounts and Year to Date Activity

Resources to Operate Programs (Revenues):		Funds Used to Provide Programs and Services (Expenses):			Excess / Deficit
Original Budget	\$4,957,229		Original Budget	\$4,952,938	\$4,291
Year to Date	\$1,397,985	28.20%	Year to Date	\$1,215,178	\$182,807

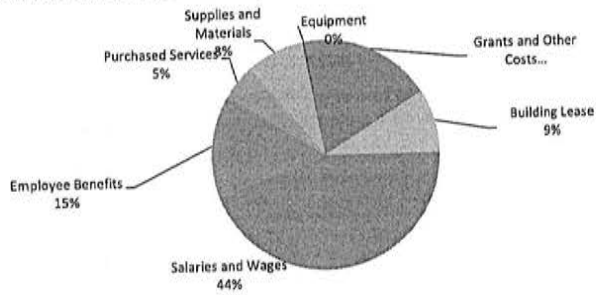


Budgets for the Year

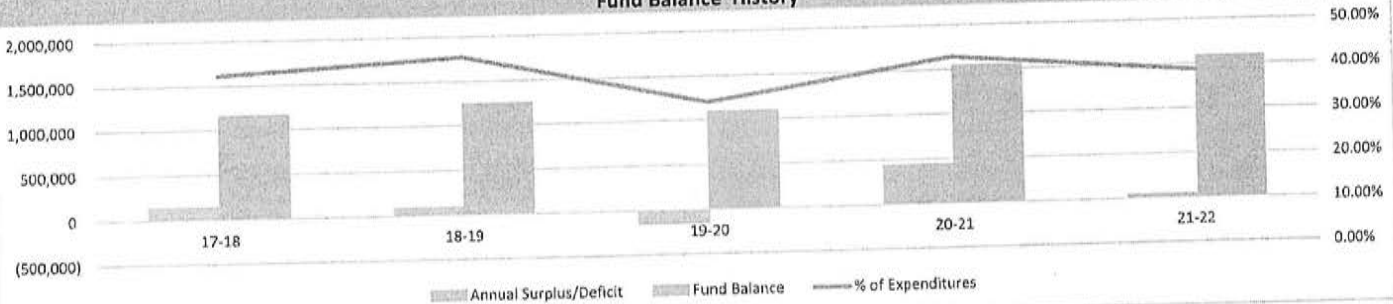
Where funds will come from to operate the school:



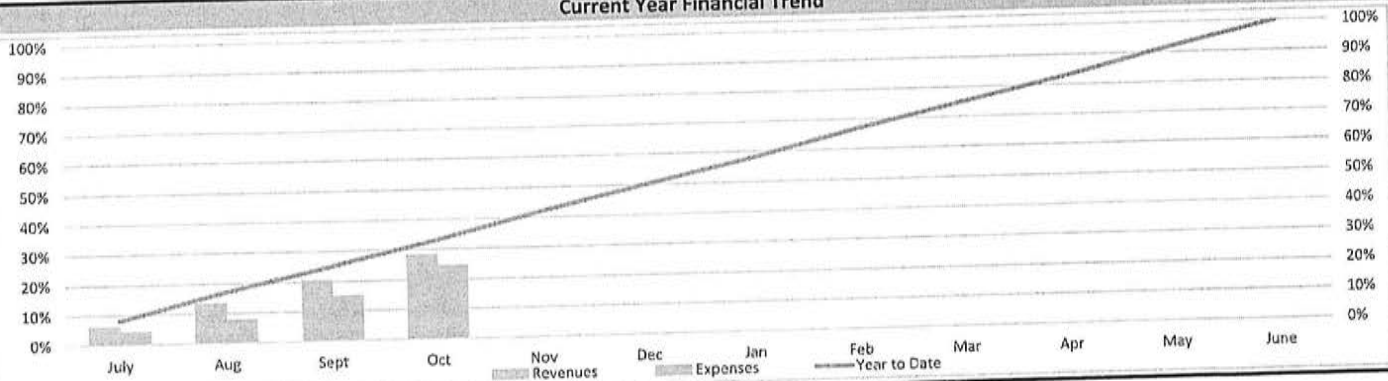
How the money is budgeted to be spent:



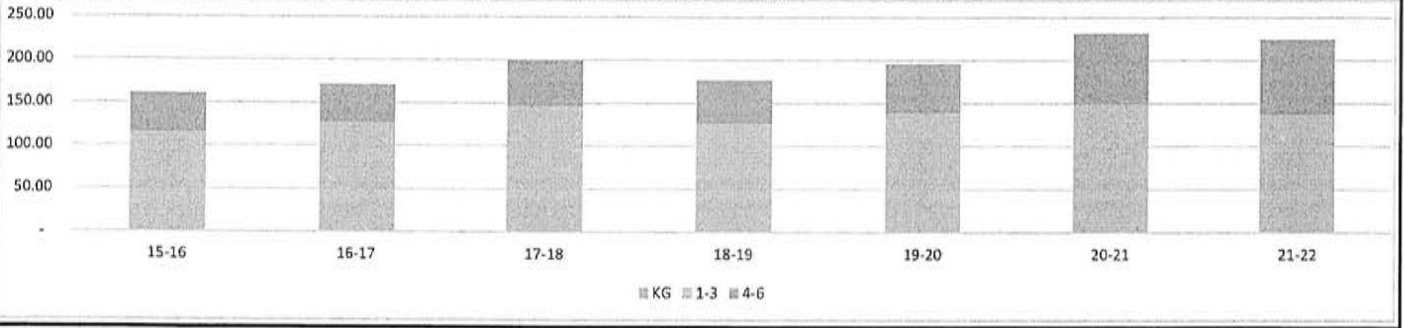
Fund Balance History



Current Year Financial Trend

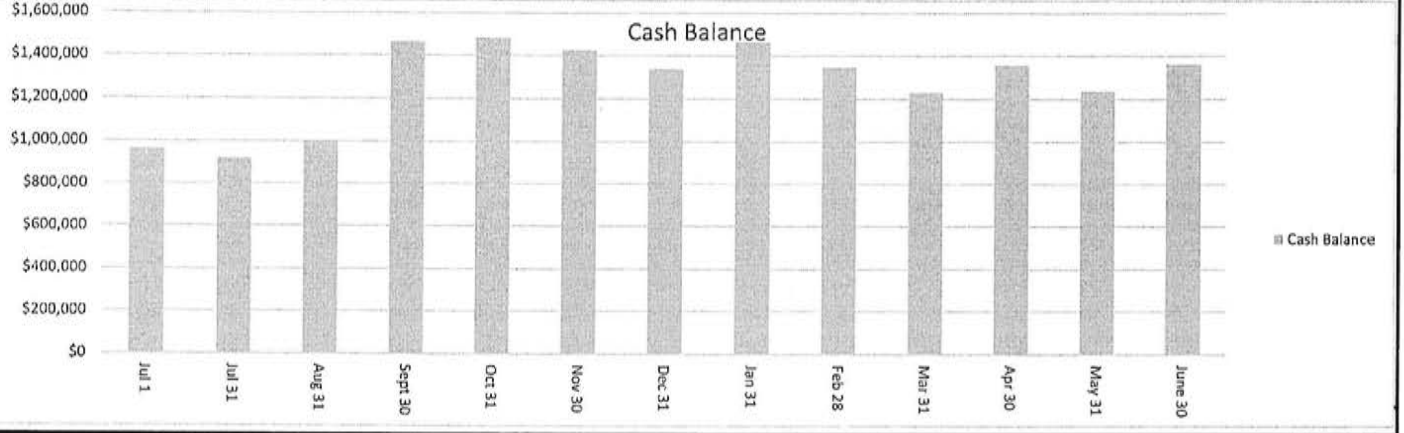


Enrollment History



Cash Balance Projection with Investments

Cash Balance



St. Cloud Math and Science Academy
St. Cloud, MN
Balance Sheet
October 31, 2022

	Unaudited Balance June 30, 2022	Ending Balance
Assets		
Cash and Investments	\$ 964,939	\$ 1,484,615
Accounts Receivable	91	243
Due from Other Funds	-	-
State Aids Receivable	332,179	\$ 11,313
Current Year State Holdback Receivable		195,605
Federal Aids Receivable	495,740	80,179
Prepaid Expenses and Deposits	36,608	30,000
Total All Assets	\$ 1,829,559	\$ 1,801,955
Liabilities and Fund Balance		
Current liabilities		
Salaries and Wages Payable	\$ 158,014	\$ 33,402
Accounts Payable	44,771	-
Payroll Deductions and Contributions (Owed)	43,936	2,908
Deferred Revenue	-	-
Total current liabilities	246,721	36,311
Fund balance		
Fund balance 07-01-2022	\$ 1,582,838	\$ 1,582,838
Net income to date	-	182,807
Total fund balance	1,582,838	1,765,644
Total liabilities and fund balance	\$ 1,829,559	\$ 1,801,955

Management has elected to omit substantially all disclosures, government-wide financial statements and required supplementary information.

No CPA provides any assurance on these financial statements.

St. Cloud Math and Science Academy
St. Cloud, MN
Statement of Revenues and Expenditures
October 31, 2022

	FY 2023 Original Budget 266 ADM	Months: 4 Year to Date Activity	33.33% Percent of Revised Budget
General Fund - 01			
Revenues			
State Revenues			
General Education Aid	\$ 2,808,514	\$ 957,290	34.1%
Charter School Lease Aid	354,780	-	0.0%
Long Term Facilities Maintenance Aid	35,640	-	0.0%
Literacy Incentive Aid	11,088	-	0.0%
School Land Trust Endowment Aid	9,680	5,120	52.9%
Special Education Aid	626,884	124,181	19.8%
Other State Aids	6,103	-	0.0%
Prior Year Adjustments	-	-	0.0%
Estimated State Holdback Amount	-	195,605	0.0%
Total State Revenues	3,852,689	1,282,195	33.3%
Federal Revenues			
Federal Title I	113,201	14,217	12.6%
Federal Title II	21,900	-	0.0%
Federal Title III	31,400	12,772	40.7%
Federal Title IV	-	-	0.0%
Federal Special Education	36,380	2,721	7.5%
Federal CEIS	8,664	-	0.0%
Federal GEER/ESSER	650,000	51,037	7.9%
Federal COVID Testing Grant	-	59	0.0%
Total Federal Revenues	861,545	80,807	9.4%
Local Revenues			
Fees from Students	2,800	-	0.0%
Medical Assistance	4,000	1,056	26.4%
Contributions and Gifts, Grants	1,100	200	18.2%
Miscellaneous Revenues	700	500	71.4%
Total local revenues	8,600	1,756	20.4%
Total Revenues	\$ 4,722,834	\$ 1,364,758	28.9%

Management has elected to omit substantially all disclosures, government-wide financial statements and required supplementary information.

No CPA provides any assurance on these financial statements.

St. Cloud Math and Science Academy
 St. Cloud, MN
 Statement of Revenues and Expenditures
 October 31, 2022

		Months: 4	33.33%
	FY 2023 Original Budget 266 ADM	Year to Date Activity	Percent of Revised Budget
Expenditures			
Salaries and Wages	\$ 1,670,126	\$ 460,433	27.6%
Employee Benefits	547,000	130,312	23.8%
Contracted Services	128,800	36,724	28.5%
Repairs and Technology Maintenance	6,400	535	8.4%
Communication Services	13,300	4,965	37.3%
Postage	500	613	122.6%
Utilities	49,700	20,140	40.5%
Property and Casualty Insurance	18,400	5,407	29.4%
Repairs and Maintenance	10,000	7,128	71.3%
Field Trip Transportation	1,000	735	73.5%
Travel and Conferences	7,300	11,670	159.9%
Field Trip Admissions	500	653	130.7%
Building Lease	443,340	147,780	33.3%
Other Rentals and Leases	1,200	-	0.0%
Office Supplies/General Supplies	25,500	14,761	57.9%
Maintenance Supplies	26,000	5,355	20.6%
Non-Instructional Software	20,500	20,996	102.4%
Instructional Software	30,600	32,619	106.6%
Instructional Supplies	36,600	11,639	31.8%
Noninstructional Technology	2,800	2,838	101.4%
Instructional Technology	30,200	47,800	158.3%
Textbooks and Workbooks	12,100	896	7.4%
Media/Library Resources	900	359	39.9%
Food	8,700	1,322	15.2%
Furniture and Other Equipment	17,000	9,985	58.7%
Principal on Capital Leases	-	1,750	0.0%
Dues and Memberships	22,500	18,660	82.9%
Budget Contingency	25,000	-	0.0%
Third Party Expenditures	3,500	-	0.0%
State Special Education			
Salaries	481,947	93,315	19.4%
Benefits	154,223	19,105	12.4%
Other	14,300	4,111	28.8%
ADSI			
Salaries	25,657	-	0.0%
Benefits	8,210	-	0.0%
Other	-	-	0.0%

Management has elected to omit substantially all disclosures, government-wide financial statements and required supplementary information.

No CPA provides any assurance on these financial statements.

St. Cloud Math and Science Academy
St. Cloud, MN
Statement of Revenues and Expenditures
October 31, 2022

	FY 2023 Original Budget 266 ADM	Months: 4 Year to Date Activity	33.33% Percent of Revised Budget
Federal Programs			
Federal Title I	113,201	14,217	12.6%
Federal Title II	21,900	-	0.0%
Federal Title III	31,400	12,772	40.7%
Federal Special Education	36,380	2,721	7.5%
Federal CEIS	8,664	-	0.0%
Federal GEER/ESSER	650,000	51,037	7.9%
Transfer to food service fund	13,195	-	0.0%
Total expenditures	\$ 4,718,543	\$ 1,193,412	25.3%
General fund net income	\$ 4,291	\$ 171,346	
Food Services Fund - 02			
Revenues			
State Revenues	\$ 4,400	\$ 663	15.1%
Federal Revenues	216,800	32,563	15.0%
Transfer from General Fund	13,195		0.0%
Total revenues	\$ 234,395	\$ 33,227	14.2%
Expenditures			
Salaries and Wages	\$ 20,595	\$ 10,931	53.1%
Employee Benefits	3,100	2,963	95.6%
Purchased Services	100	35	35.0%
Supplies and Materials (Inc. Food and Milk)	210,500	7,837	3.7%
Dues and Memberships	100	-	0.0%
Total Expenditures	\$ 234,395	\$ 21,766	9.3%
Food Services Fund Net Income	\$ -	\$ 11,461	

Management has elected to omit substantially all disclosures, government-wide financial statements and required supplementary information.

No CPA provides any assurance on these financial statements.

St. Cloud Math and Science Academy
St. Cloud, MN
Statement of Revenues and Expenditures
October 31, 2022

	FY 2023 Original Budget 266 ADM	Months: 4 Year to Date Activity	33.33% Percent of Revised Budget
Total All Funds			
Revenues			
State Revenues	\$ 3,857,089	\$ 1,282,859	33.3%
Federal Revenues	1,078,345	113,370	10.5%
Local Revenues	21,795	1,756	8.1%
Total Revenues	\$ 4,957,229	\$ 1,397,985	28.2%
Expenditures			
Salaries and Wages	\$ 2,198,325	\$ 564,678	25.7%
Employee Benefits	712,533	152,380	21.4%
Purchased Services	694,840	240,497	34.6%
Supplies and Materials	404,400	146,421	36.2%
Equipment	17,000	11,735	69.0%
Grants and Other Costs	925,840	99,467	10.7%
Total Expenditures	\$ 4,952,938	\$ 1,215,178	24.5%
Total Revenues All Funds	\$ 4,957,229	\$ 1,397,985	28.2%
Total Expenditures All Funds	\$ 4,952,938	\$ 1,215,178	24.5%
Net Income - All Funds	\$ 4,291	\$ 182,807	
Beginning Fund Balance, All Funds, July 1, 2022	\$ 1,582,838	\$ 1,582,838	
Projected Fund Balance, All Funds, June 30, 2023	\$ 1,587,129	\$ 1,765,644	
Projected Fund Balance Percentage	32%		

Management has elected to omit substantially all disclosures, government-wide financial statements and required supplementary information.


No CPA provides any assurance on these financial statements.

St. Cloud Math and Science Academy
Cash Flow Projection Summary
2022-2023 School Year

Period Ending	Cash Inflows (Revenues)			Other Receipts	Prior Year State and Federal Holdback	Total Receipts	Cash Outflows (Expenditures)			Cash Balance
	State Aid Payments	Federal Aid Payments					Salaries (Cash flow budgeted at Gross but updated at Net)	Other Expenses Actual Includes Benefits (Tax Payments, PERA, TRA) and AP	Total Expenses	
Jul 31	269,785	-	-	91	19,866	289,742	108,481	228,089	336,571	918,111
Aug 31	270,110	-	-	4	109,483	379,597	107,126	187,210	294,335	1,003,372
Sept 30	276,026	1,168	-	26	526,816	804,036	140,599	202,115	342,714	1,464,695
Oct 31	271,333	32,563	-	2,978	160,989	467,864	175,331	272,612	447,943	1,484,615
Nov 30	289,282	-	-	1,816	61,854	352,952	183,194	229,551	412,745	1,424,822
Dec 31	289,282	-	-	1,816	32,989	324,087	183,194	229,551	412,745	1,336,164
Jan 31	289,282	242,628	-	1,816	8,247	541,973	183,194	229,551	412,745	1,465,392
Feb 28	289,282	-	-	1,816	4,124	295,222	183,194	229,551	412,745	1,347,868
Mar 31	289,282	-	-	1,816	4,124	295,222	183,194	229,551	412,745	1,230,345
Apr 30	289,282	242,628	-	1,816	4,124	537,849	183,194	229,551	412,745	1,355,449
May 31	289,282	-	-	1,816	4,124	295,222	183,194	229,551	412,745	1,237,926
June 30	289,282	242,628	-	1,816	4,124	537,849	183,194	229,551	412,745	1,363,030
Projected	3,471,380	970,511	-	21,795	412,358	2,198,325	2,754,613	4,952,938		
Totals	3,401,507	761,614	-	17,630	940,861	5,121,612	1,997,087	2,726,435	4,723,522	1,363,030

Assumptions: 10% State Aid Holdback

This cash flow projection is to be used only to show that if we follow our working budget for the year that we will not encounter cash flow issues and that we will be able to maintain normal operations. It is not meant to be used to accurately predict what expenditures will be incurred in the short-term. Due to the manner in which MDE regulates the funding, abrupt changes may occur in the amounts of the payments. However, the total amount of the state aids should be reasonable given a stable budget.



St. Cloud Math & Science Academy
St. Cloud, MN
District 4223

Supplemental Information

October 31, 2022

Reviewed by:
Bridget Merrill-Myhre, CPA

bergankDV | **DO MORE.**

CHECK DATE	CHECK NUMBER	CHECK VENDOR	INVOICE DESCRIPTION	AMOUNT
10/03/2022	202200409	Amazon.com	Credit Card Payment AP Invoice.	9,322.18
10/03/2022	202200398	American Red Cross	Credit Card Payment AP Invoice.	234.00
10/03/2022	202200329	Arrow Ace Hardware	Facility Supplies	5.99
10/03/2022	202200330	Arrow Ace Hardware	Facility Supplies	14.99
10/03/2022	202200411	Asha	Credit Card Payment AP Invoice.	-315.00
10/03/2022	202200408	Barnes & Noble	Credit Card Payment AP Invoice.	106.39
10/03/2022	202200331	BerganKDV Outsourced Services	Financial management and accounting services-September 2022	5,692.00
10/03/2022	202200344	BerganKDV Technology & Consult	"Elevate Onsite Managed Services-40 workstations, 40 users, 1 email domain"	4,250.00
10/03/2022	202200345	BerganKDV Technology & Consult	Billable services	412.50
10/03/2022	202200404	Buffalo Wild Wings	Credit Card Payment AP Invoice.	74.38
10/03/2022	202200341	Central Locksmiths Inc.	Keys made	40.00
10/03/2022	202200337	cmERDC	Misc Credit	-62.75
10/03/2022	202200336	cmERDC	Staple cartridge & staples	120.00
10/03/2022	202200414	Delta Airlines	Credit Card Payment AP Invoice.	180.00
10/03/2022	202200334	FaceTime Business Resources	Registration flyers	508.75
10/03/2022	202200335	FaceTime Business Resources	Business cards	130.00
10/03/2022	202200401	Hyatt Regency Hotel	Credit Card Payment AP Invoice.	54.11
10/03/2022	202200328	Mahowald, Marissa	SPED Assessment Services (12.5 hrs @ \$75/hr)	937.50
10/03/2022	202200332	McGraw Hill, LLC	DONALD BEAR READING WONDER GRADE 6	491.15
10/03/2022	202200333	McGraw Hill, LLC	DONALD BEAR READING WONDER Subscriptions K-5	5,986.77
10/03/2022	202200343	Menards - St. Cloud	Facility Supplies	103.30
10/03/2022	202200403	Mi Casita on 4th	Credit Card Payment AP Invoice.	69.11
10/03/2022	202200415	Mitel	Credit Card Payment AP Invoice.	1,045.52
10/03/2022	202200406	Office Depot/Max	Credit Card Payment AP Invoice.	1,181.14
10/03/2022	202200342	Safeguard Security Inc.	Monthly Fire Alarm Monitoring w/Service Plan (September)	39.95
10/03/2022	202200412	SAHL	Credit Card Payment AP Invoice.	148.53
10/03/2022	202200399	SAM'S CLUB	Credit Card Payment AP Invoice.	543.25
10/03/2022	202200410	Successories	Credit Card Payment AP Invoice.	29.98
10/03/2022	202200407	TeachersPayTeachers	Credit Card Payment AP Invoice.	46.87
10/03/2022	202200402	The Gruv	Credit Card Payment AP Invoice.	29.72
10/03/2022	202200339	TriMark	Janitorial Supplies	524.98
10/03/2022	202200400	Uber	Credit Card Payment AP Invoice.	53.67

CHECK DATE	CHECK NUMBER	CHECK VENDOR	INVOICE DESCRIPTION	AMOUNT
10/03/2022	202200338	Vacuum Center & Sewing Room	Vacuum bags	31.49
10/03/2022	202200405	Walmart	Credit Card Payment AP Invoice.	242.36
10/03/2022	202200413	Zaner Bloser	Credit Card Payment AP Invoice.	53.00
10/03/2022	202200340	Zippy's Inc	Carpet Cleaning Services	700.00
10/06/2022	2403	BCA	Background check fee	15.00
10/14/2022	202200377	Abdo Eick & Meyers LLP	Certified audit services per agreement for the year ended 06/30/2022	2,717.82
10/14/2022	202200380	Access Corp	Shredding Service	40.75
10/14/2022	202200372	Arrow Ace Hardware	Facility Supplies	11.18
10/14/2022	202200381	BerganKDV Technology & Consult	Dell Latitude Laptops (7 @ \$1825 each)	12,775.00
10/14/2022	202200374	cmERDC	"Misc supplies-colored paper, printer paper, legal pads, Kleenex"	3,869.47
10/14/2022	202200375	cmERDC	"Food service supplies-napkins, bowls, cups"	730.99
10/14/2022	202200376	cmERDC	Misc supplies-dry erase markers	70.56
10/14/2022	202200241	ESI Billing Trust	Payroll accrual	500.00
10/14/2022	202200242	Further	Payroll accrual	774.04
10/14/2022	202200243	Horace Mann Life Insurance Co	Payroll accrual	465.00
10/14/2022	202200244	Horace Mann Life Insurance Co	Payroll accrual	35.00
10/14/2022	202200245	Horace Mann Life Insurance Co	Payroll accrual	150.00
10/14/2022	202200246	Internal Revenue Service	Payroll accrual	160.00
10/14/2022	202200247	Internal Revenue Service	Payroll accrual	7,265.91
10/14/2022	202200248	Internal Revenue Service	Payroll accrual	7,333.56
10/14/2022	202200249	Internal Revenue Service	Payroll accrual	1,715.10
10/14/2022	202200250	Internal Revenue Service	Payroll accrual	7,333.56
10/14/2022	202200251	Internal Revenue Service	Payroll accrual	1,715.10
10/14/2022	202200379	Menards - St. Cloud	Facility Supplies	199.42
10/14/2022	202200252	MN Dept of Revenue	Payroll accrual	4,786.35
10/14/2022	202200373	Novation Education Opportuniti	FY23 Authorizer Fee (1 of 2)	18,479.86
10/14/2022	202200253	Public Employees Retirement As	Payroll accrual	2,987.82
10/14/2022	202200254	Public Employees Retirement As	Payroll accrual	3,447.51
10/14/2022	202200378	Safeguard Security Inc.	Monthly Fire Alarm Monitoring w/Service Plan (October)	39.95
10/14/2022	202200255	Teachers Retirement Assoc	Payroll accrual	0.00
10/14/2022	202200256	Teachers Retirement Assoc	Payroll accrual	5,436.14
10/14/2022	202200257	Teachers Retirement Assoc	Payroll accrual	6,197.18
10/14/2022	202200371	Utter, Terry	"Student Transportation 9/5-9/9, 9/12-9/16, 9/19-9/23, 9/26-9/30"	699.20
10/17/2022	202200421	AdaptiveMall.com	Credit Card Payment AP Invoice.	-1,105.80
10/17/2022	202200419	Adobe Systems Inc	Credit Card Payment AP Invoice.	14.99
10/17/2022	202200433	Amazon.com	Credit Card Payment AP Invoice.	3,732.65
10/17/2022	202200416	American Red Cross	Credit Card Payment AP Invoice.	-105.30
10/17/2022	202200425	Best Buy	Credit Card Payment AP Invoice.	499.99

CHECK		CHECK		INVOICE	
DATE	NUMBER	VENDOR	DESCRIPTION	AMOUNT	
10/17/2022	202200427	Chili's	Credit Card Payment AP Invoice.	55.50	
10/17/2022	202200432	Coborn's	Credit Card Payment AP Invoice.	97.76	
10/17/2022	202200417	Conscious Discipline	Credit Card Payment AP Invoice.	55.00	
10/17/2022	202200434	Demco Inc	Credit Card Payment AP Invoice.	122.09	
10/17/2022	202200435	Domino's Pizza	Credit Card Payment AP Invoice.	300.67	
10/17/2022	202200426	Hyatt Regency Hotel	Credit Card Payment AP Invoice.	1,998.34	
10/17/2022	202200418	MinneTESOL	Credit Card Payment AP Invoice.	225.00	
10/17/2022	202200436	Mitel	Credit Card Payment AP Invoice.	1,059.83	
10/17/2022	202200424	Office Depot/Max	Credit Card Payment AP Invoice.	64.58	
10/17/2022	202200422	SAM'S CLUB	Credit Card Payment AP Invoice.	711.87	
10/17/2022	202200420	Scholastic	Credit Card Payment AP Invoice.	238.92	
10/17/2022	202200428	Starbucks	Credit Card Payment AP Invoice.	5.02	
10/17/2022	202200423	TeachersPayTeachers	Credit Card Payment AP Invoice.	62.18	
10/17/2022	202200430	Ticketmaster	Credit Card Payment AP Invoice.	36.75	
10/17/2022	202200429	Uber	Credit Card Payment AP Invoice.	31.07	
10/17/2022	202200431	Walmart	Credit Card Payment AP Invoice.	49.68	
10/17/2022	2404	BCA	Background check fee	15.00	
10/17/2022	2402	BCA	Background check fees	30.00	
10/18/2022	2366	Johnson, Danielle	Chair, desk, mat	175.00	
10/20/2022	202200370	BerganKDV Technology & Consult	"Elevate Onsite Managed Services-40 workstations, 40 users, 1 email domain (Monthly-October)"	4,250.00	
10/20/2022	202200363	cmERDC	Misc Supplies-dry erase markers	124.44	
10/20/2022	202200364	cmERDC	Misc & Food Service Supplies	527.60	
10/20/2022	202200365	cmERDC	Copier Count	955.00	
10/20/2022	202200357	Erpelding, Jenna	Reimbursement: Cookies for cookie party	7.98	
10/20/2022	202200358	Hengel Distributor LLC	Sept Milk	3,230.00	
10/20/2022	202200369	Krillan Inc	Soccer Uniform shirts	262.65	
10/20/2022	202200361	McGraw Hill, LLC	6th Grade History Curriculum	2,722.19	
10/20/2022	202200362	McGraw Hill, LLC	DONALD BEAR READING WONDER GRADE 4 & 5	734.39	
10/20/2022	202200368	Menards - St. Cloud	Facility Supplies	58.31	
10/20/2022	202200366	Minnesota Historical Society	Northern Lights E-book Subscriptions for Teacher & Students	475.00	
10/20/2022	202200356	SPOT Rehabilitation, Inc.	"OT Services 9/13,9/20,9/27, PT Services 9/21"	577.50	

CHECK DATE	CHECK NUMBER	VENDOR	INVOICE DESCRIPTION	AMOUNT
10/20/2022	202200367	TriMark	Janitorial Supplies	687.61
10/20/2022	202200359	Triple S Pumpkins	1st Grade Field Trip-small pumpkins (45 @ \$3 each)	135.00
10/20/2022	202200360	Triple S Pumpkins	1st Grade Field Trip-large pumpkins (2 @ \$9 each)	18.00
10/20/2022	2365	BCA	Background check fee	15.00
10/31/2022	202200387	18th Street Campus, LLC	October Rent	37,859.00
10/31/2022	202200395	Accident Fund	School Policy 4801 (WCV 6145878 04 03) Audit premium	4,118.00
10/31/2022	202200396	Accident Fund	FY23 Workers Comp Coverage-Policy #AF WCP 100039863 01	6,383.50
10/31/2022	202200388	Aflac	Premiums	348.62
10/31/2022	202200390	Bill.com	Monthly subscription fee	84.46
10/31/2022	202200392	Cintas	Facility Services	525.87
10/31/2022	202200454	Cintas	Facility Services	1,104.88
10/31/2022	202200392	Cintas	Facility Services	-525.87
10/31/2022	202200393	Deerwood Bank	Positive Pay Fee	35.00
10/31/2022	202200382	Dell Financial Services	Computer rental October 2022	437.55
10/31/2022	202200437	ESI Billing Trust	Payroll accrual	500.00
10/31/2022	202200438	Further	Payroll accrual	774.04
10/31/2022	202200394	GIS Benefits	Voluntary Insurance Premiums: November	3,767.68
10/31/2022	202200385	Hanover Insurance Group	Commerical Umbrella & Package Policies	1,460.92
10/31/2022	202200384	Healthiest You c/o Teledoc Inc	Healthcare App	400.00
10/31/2022	202200439	Horace Mann Life Insurance Co	Payroll accrual	465.00
10/31/2022	202200440	Horace Mann Life Insurance Co	Payroll accrual	35.00
10/31/2022	202200441	Horace Mann Life Insurance Co	Payroll accrual	150.00
10/31/2022	202200442	Internal Revenue Service	Payroll accrual	560.00
10/31/2022	202200443	Internal Revenue Service	Payroll accrual	7,281.37
10/31/2022	202200444	Internal Revenue Service	Payroll accrual	7,375.57
10/31/2022	202200445	Internal Revenue Service	Payroll accrual	1,724.95
10/31/2022	202200446	Internal Revenue Service	Payroll accrual	7,375.57
10/31/2022	202200447	Internal Revenue Service	Payroll accrual	1,724.95
10/31/2022	202200397	Kraus-Anderson Insurance	Premier HR	250.00
10/31/2022	202200448	MN Dept of Revenue	Payroll accrual	4,749.15
10/31/2022	202200383	PreferredOne Insurance Company	Health Benefits	14,972.39
10/31/2022	202200449	Public Employees Retirement As	Payroll accrual	2,654.29
10/31/2022	202200450	Public Employees Retirement As	Payroll accrual	3,062.65
10/31/2022	202200451	Teachers Retirement Assoc	Payroll accrual	0.00
10/31/2022	202200452	Teachers Retirement Assoc	Payroll accrual	5,867.76
10/31/2022	202200453	Teachers Retirement Assoc	Payroll accrual	6,689.24
10/31/2022	202200386	Wells Fargo Financial Leasing	Copier Lease Payment	145.68
10/31/2022	202200391	West Central Sanitation, Inc	October - Waste & Recycling Services	1,080.61
10/31/2022	202200389	Xcel Energy	Electricity & Natural Gas Services (8/1/22-8/31/22)	4,150.40
Totals for checks				273,716.99

FUND SUMMARY

<u>FUND</u>	<u>DESCRIPTION</u>	<u>BALANCE SHEET</u>	<u>REVENUE</u>	<u>EXPENSE</u>	<u>TOTAL</u>
01	GENERAL FUND	118,468.04	0.00	148,310.40	266,778.44
02	Food Service Fd	1,695.99	0.00	5,242.56	6,938.55
***	Fund Summary Totals ***	120,164.03	0.00	153,552.96	273,716.99

***** End of report *****

Batch	Post Date	Acct Nbr	Description	Amount
22-50016	10/31/2022	01 A 121 00	FY21-22 General Education Aid	73,304.56
22-50016	10/31/2022	01 A 121 00	FY21-22 SPED Charter Aid	26,936.78
22-50016	10/31/2022	01 A 121 00	FY21-22 Charter School Lease Aid	2,948.48
22-50016	10/31/2022	01 A 121 00	FY21-22 Literacy Incentive Aid	144.21
22-50015	10/31/2022	01 A 122 00	Fin 170 Draw	-900.00
22-50015	10/31/2022	01 A 122 00	Fin 419 Draw	900.00
22-50015	10/31/2022	01 A 122 00	Fin 419 Draw	39,646.81
22-50015	10/31/2022	01 A 122 00	Fin 163 Draw	17,460.97
22-50018	10/31/2022	01 E 005 940 000 000 340	Worth Ave Group-Tech Equipment Insurance	309.00
22-50018	10/31/2022	01 L 215 09	Boon-Chapman Reimbursements-Dorothy Souk	42.21
22-50018	10/31/2022	01 L 215 13	Boon-Chapman Reimbursements-Dorothy Souk	48.68
22-50018	10/31/2022	01 L 215 17	Boon-Chapman Reimbursements-Dorothy Souk	48.52
22-50017	10/31/2022	01 R 005 000 000 000 092	Interest: October 2022	61.56
22-50018	10/31/2022	01 R 005 000 000 000 096	Donation-Deb Biorn	100.00
22-50018	10/31/2022	01 R 005 000 000 000 096	Donation-Deb Biorn (additional)	100.00
22-50009	10/31/2022	01 R 005 000 000 000 211	FY22-23 General Education Aid	135,245.75
22-50016	10/31/2022	01 R 005 000 000 000 211	FY22-23 General Education Aid	135,424.32
22-50018	10/31/2022	01 R 005 000 000 372 071	MA IEP Deposits-\$70.99 & \$985	1,055.99
22-50018	10/31/2022	02 E 005 770 000 701 490	New Horizon Foods-June Sales Recon	1,351.27
22-50014	10/31/2022	02 R 005 770 000 701 300	FY23 State School Lunches Funds	609.50
22-50014	10/31/2022	02 R 005 770 000 701 471	FY21-22 Reg Lunch CFDA Funds	3,852.04
22-50014	10/31/2022	02 R 005 770 000 701 472	FY21-22 Free & Reduced Lunches Funds	17,358.56
22-50014	10/31/2022	02 R 005 770 000 703 300	FY23 State Special Milk Funds	53.80
22-50014	10/31/2022	02 R 005 770 000 705 476	FY21-22 Breakfast CFDA Funds	11,352.84
Total for Cash Receipts				467,455.85

Post Date	Acct Nbr	Description	Amount
10/31/2022	01 A 101 02	Transfer to Sweeps-October	1284654.30
10/31/2022	01 A 101 00	Transfer to Sweeps-October	-1284654.30
10/31/2022	01 A 101 02	Transfer to Sweeps-October	-1284654.30
10/31/2022	01 A 101 00	Transfer to Sweeps-October	1284654.30
10/31/2022	01 A 101 02	Transfer to Sweeps-October	1284654.26
10/31/2022	01 A 101 00	Transfer to Sweeps-October	-1284654.26

Total for Journal Entries 0.00